

Daily Direct Steer and Heifer Slaughter Cattle Summary

For Trade on:

Monday, June 14, 2021

LM CT100	5-AREA	LM CT109
Neg. Cash Volume:	1,581	Dressed Formula Vol: 71,428
Live Steer Avg:	\$124.00	Steer/Heifer Avg: \$193.10
Live Heifer Avg:	\$124.00	Dressed Neg. Grid Vol: 6,166
Dressed Steer Avg:	N/A	Steer/Heifer Avg: \$193.47
Dressed Heifer Avg:	\$192.00	TOTAL VOLUME: 79,175
LM CT106	TOTAL WK TO DATE VOLUME:	79,175
Committed:	64,301	Delivered: 107,209

LM CT118	TX-OK-NM	LM CT109
Neg. Cash Volume:	0	Dressed Formula Vol: 25,586
Live Steer Avg:	N/A	Steer/Heifer Avg: \$192.03
Live Heifer Avg:	N/A	Dressed Neg. Grid Vol: 613
Dressed Steer Avg:	N/A	Steer/Heifer Avg: \$189.44
Dressed Heifer Avg:	N/A	TOTAL VOLUME: 26,199
LM CT106	TOTAL WK TO DATE VOLUME:	26,199
Committed:	10,114	Delivered: 32,220

LM CT121	KANSAS	LM CT109
Neg. Cash Volume:	0	Dressed Formula Vol: 31,775
Live Steer Avg:	N/A	Steer/Heifer Avg: \$193.43
Live Heifer Avg:	N/A	Dressed Neg. Grid Vol: 1,576
Dressed Steer Avg:	N/A	Steer/Heifer Avg: \$192.08
Dressed Heifer Avg:	N/A	TOTAL VOLUME: 33,351
LM CT106	TOTAL WK TO DATE VOLUME:	33,351
Committed:	19,233	Delivered: 24,101

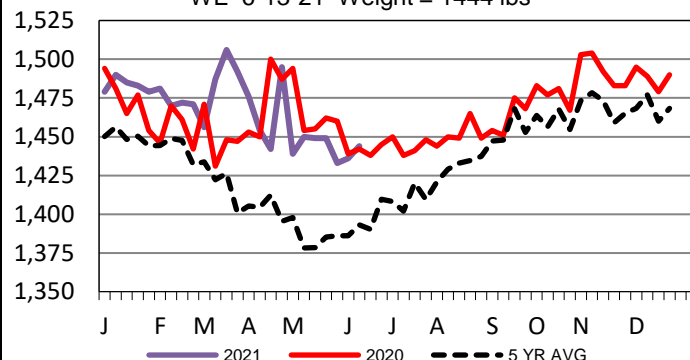
LM CT124	NEBRASKA	LM CT109
Neg. Cash Volume:	1,413	Dressed Formula Vol: 7,488
Live Steer Avg:	\$124.00	Steer/Heifer Avg: \$195.59
Live Heifer Avg:	\$124.00	Dressed Neg. Grid Vol: 2,666
Dressed Steer Avg:	N/A	Steer/Heifer Avg: \$194.83
Dressed Heifer Avg:	N/A	TOTAL VOLUME: 11,567
LM CT106	TOTAL WK TO DATE VOLUME:	11,567
Committed:	14,945	Delivered: 27,579

LM CT134	COLORADO	LM CT109
Neg. Cash Volume:	0	Dressed Formula Vol: 4,340
Live Steer Avg:	N/A	Steer/Heifer Avg: \$192.85
Live Heifer Avg:	N/A	Dressed Neg. Grid Vol: 40
Dressed Steer Avg:	N/A	Steer/Heifer Avg: \$192.81
Dressed Heifer Avg:	N/A	TOTAL VOLUME: 4,380
LM CT106	TOTAL WK TO DATE VOLUME:	4,380
Committed:	9,034	Delivered: 9,126

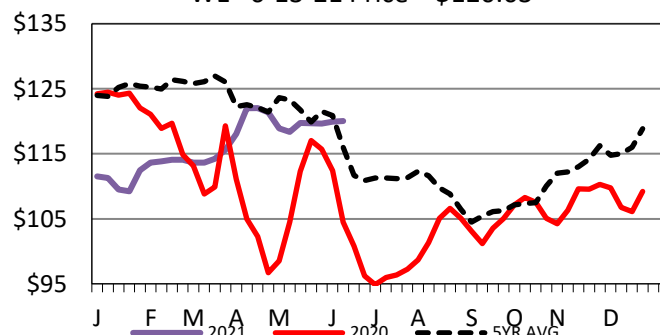
LM CT137	IA-MN	LM CT109
Neg. Cash Volume:	168	Dressed Formula Vol: 2,389
Live Steer Avg:	N/A	Steer/Heifer Avg: \$192.63
Live Heifer Avg:	N/A	Dressed Neg. Grid Vol: 1,309
Dressed Steer Avg:	N/A	Steer/Heifer Avg: \$194.40
Dressed Heifer Avg:	\$192.00	TOTAL VOLUME: 3,866
LM CT106	TOTAL WK TO DATE VOLUME:	3,866
Committed:	10,975	Delivered: 14,183

Monday in Nebraska cash trading was limited on very light demand with a few live at 124.00, however not enough for a full market trend. Last week live traded at 120.00 and dressed traded from 190.00-191.00. In the Western Cornbelt cash trading was mostly inactive on very light demand. Not enough purchases for a full market trend. Cash trading in the Southern Plains was at a standstill. Last week in the Southern Plains live traded from 119.00-120.00. For the prior week in the Western Cornbelt live traded from 120.00-121.00 and dressed traded from 190.00-191.00.

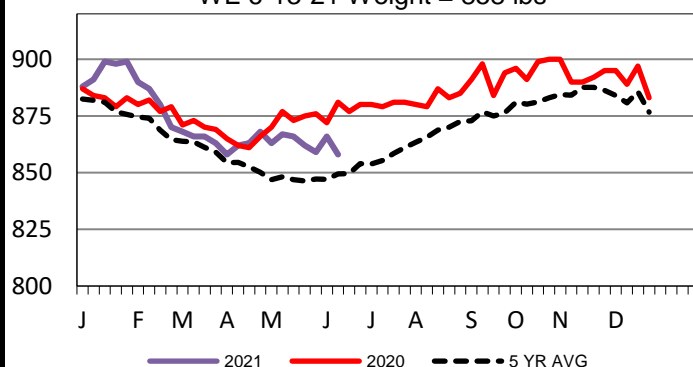
5-Area Negotiated Cash Live Steer Weights
WE 6-13-21 Weight = 1444 lbs



5-Area Live Steer Weighted Average
WE 6-13-21 Price = \$120.03



5-Area Formula Carcass Weight
WE 6-13-21 Weight = 858 lbs



USDA Livestock, Poultry and Grain Market News

St. Joseph, Missouri

Phone: 816-676-7000

stjoe.lpgmn@ams.usda.gov