

Daily Direct Steer and Heifer Slaughter Cattle Summary

For Trade on:

Tuesday, June 08, 2021

LM CT100	5-AREA	LM CT109
Neg. Cash Volume:	40,683	Dressed Formula Vol: 36,137
Live Steer Avg:	\$119.92	Steer/Heifer Avg: \$196.94
Live Heifer Avg:	\$119.86	Dressed Neg. Grid Vol: 3,409
Dressed Steer Avg:	\$190.56	Steer/Heifer Avg: \$192.66
Dressed Heifer Avg:	\$191.27	TOTAL VOLUME: 80,229
LM CT106	TOTAL WK TO DATE VOLUME:	139,212
Committed:	101,681	Delivered: 70,740

LM CT118	TX-OK-NM	LM CT109
Neg. Cash Volume:	1,753	Dressed Formula Vol: 12,763
Live Steer Avg:	\$120.00	Steer/Heifer Avg: \$195.29
Live Heifer Avg:	\$120.00	Dressed Neg. Grid Vol: 0
Dressed Steer Avg:	N/A	Steer/Heifer Avg: N/A
Dressed Heifer Avg:	N/A	TOTAL VOLUME: 14,516
LM CT106	TOTAL WK TO DATE VOLUME:	30,092
Committed:	10,997	Delivered: 19,740

LM CT121	KANSAS	LM CT109
Neg. Cash Volume:	2,490	Dressed Formula Vol: 14,253
Live Steer Avg:	\$119.00	Steer/Heifer Avg: \$194.67
Live Heifer Avg:	\$119.00	Dressed Neg. Grid Vol: 600
Dressed Steer Avg:	\$191.00	Steer/Heifer Avg: \$192.29
Dressed Heifer Avg:	N/A	TOTAL VOLUME: 17,343
LM CT106	TOTAL WK TO DATE VOLUME:	47,119
Committed:	32,192	Delivered: 17,875

LM CT124	NEBRASKA	LM CT109
Neg. Cash Volume:	22,659	Dressed Formula Vol: 6,538
Live Steer Avg:	\$119.93	Steer/Heifer Avg: \$206.09
Live Heifer Avg:	\$120.09	Dressed Neg. Grid Vol: 1,746
Dressed Steer Avg:	\$190.63	Steer/Heifer Avg: \$192.36
Dressed Heifer Avg:	\$191.33	TOTAL VOLUME: 30,943
LM CT106	TOTAL WK TO DATE VOLUME:	40,262
Committed:	36,286	Delivered: 19,015

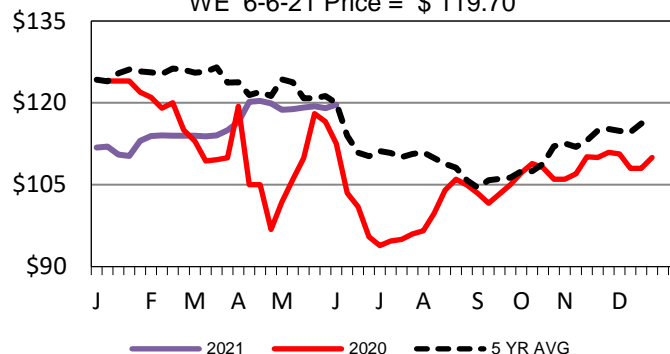
LM CT134	COLORADO	LM CT109
Neg. Cash Volume:	0	Dressed Formula Vol: 387
Live Steer Avg:	N/A	Steer/Heifer Avg: \$205.54
Live Heifer Avg:	N/A	Dressed Neg. Grid Vol: 570
Dressed Steer Avg:	N/A	Steer/Heifer Avg: \$197.31
Dressed Heifer Avg:	N/A	TOTAL VOLUME: 957
LM CT106	TOTAL WK TO DATE VOLUME:	2,490
Committed:	5,130	Delivered: 5,179

LM CT137	IA-MN	LM CT109
Neg. Cash Volume:	13,781	Dressed Formula Vol: 2,312
Live Steer Avg:	\$120.09	Steer/Heifer Avg: \$193.18
Live Heifer Avg:	\$120.28	Dressed Neg. Grid Vol: 493
Dressed Steer Avg:	\$190.40	Steer/Heifer Avg: \$188.75
Dressed Heifer Avg:	\$191.23	TOTAL VOLUME: 16,586
LM CT106	TOTAL WK TO DATE VOLUME:	19,603
Committed:	17,076	Delivered: 8,931

Tuesday in Nebraska and Western Cornbelt cash trading was slow to moderate with moderate to good demand. In Nebraska live and dressed traded steady at 120.00 and from 190.00-191.00, respectively. In the Western Cornbelt live traded unevenly steady from 119.00-121.00, mostly at 120.00, and dressed traded steady from 190.00-191.00. Tuesday in the Southern Plains cash trading was limited on light demand. A few live traded at 120.00 in the Texas Panhandle and in Kansas a few live at 119.00. Last week in the Southern Plains live purchases traded at 120.00.

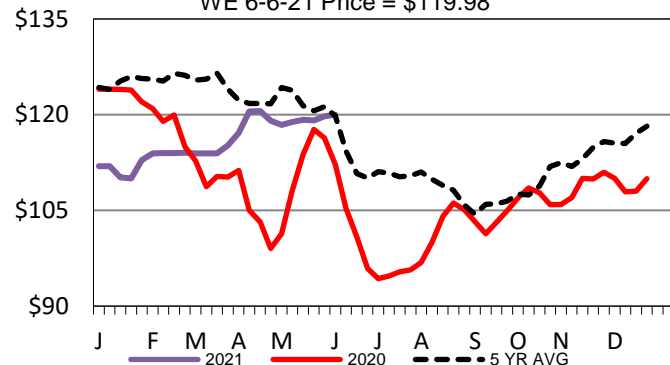
TX-OK-NM Wkly Live Steer Wtd Avg

WE 6-6-21 Price = \$ 119.70



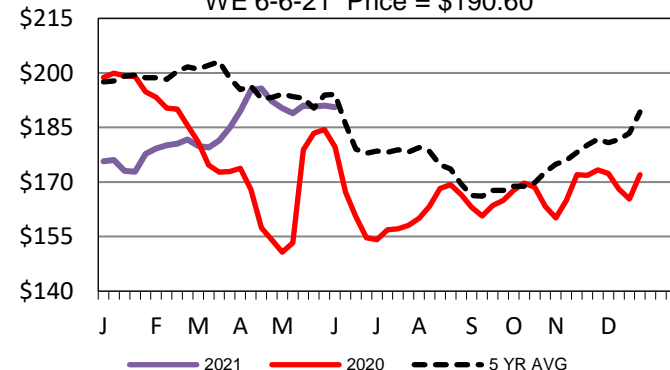
Kansas Weekly Live Steer Weighted Average

WE 6-6-21 Price = \$119.98



Nebraska Weekly DressedSteer Weighted Avg

WE 6-6-21 Price = \$190.60



USDA Livestock, Poultry and Grain Market News

St. Joseph, Missouri

Phone: 816-676-7000

stjoe.lpgmn@ams.usda.gov