

Daily Direct Steer and Heifer Slaughter Cattle Summary

For Trade on:

Thursday, June 03, 2021

LM CT100	5-AREA	LM CT109
Neg. Cash Volume:	17,609	Dressed Formula Vol: 23,786
Live Steer Avg:	\$120.05	Steer/Heifer Avg: \$197.38
Live Heifer Avg:	\$119.82	Dressed Neg. Grid Vol: 5,783
Dressed Steer Avg:	\$190.94	Steer/Heifer Avg: \$194.91
Dressed Heifer Avg:	\$190.79	TOTAL VOLUME: 47,178
LM CT106	TOTAL WK TO DATE VOLUME:	166,709
Committed:	64,091	Delivered: 67,699

LM CT118	TX-OK-NM	LM CT109
Neg. Cash Volume:	294	Dressed Formula Vol: 4,995
Live Steer Avg:	\$119.00	Steer/Heifer Avg: \$194.31
Live Heifer Avg:	\$119.00	Dressed Neg. Grid Vol: 0
Dressed Steer Avg:	N/A	Steer/Heifer Avg: N/A
Dressed Heifer Avg:	N/A	TOTAL VOLUME: 5,289
LM CT106	TOTAL WK TO DATE VOLUME:	36,768
Committed:	15,348	Delivered: 18,444

LM CT121	KANSAS	LM CT109
Neg. Cash Volume:	3,564	Dressed Formula Vol: 7,883
Live Steer Avg:	\$119.82	Steer/Heifer Avg: \$193.91
Live Heifer Avg:	\$119.36	Dressed Neg. Grid Vol: 202
Dressed Steer Avg:	N/A	Steer/Heifer Avg: \$197.88
Dressed Heifer Avg:	N/A	TOTAL VOLUME: 11,649
LM CT106	TOTAL WK TO DATE VOLUME:	49,687
Committed:	18,304	Delivered: 18,312

LM CT124	NEBRASKA	LM CT109
Neg. Cash Volume:	4,597	Dressed Formula Vol: 6,376
Live Steer Avg:	\$120.00	Steer/Heifer Avg: \$201.31
Live Heifer Avg:	\$120.00	Dressed Neg. Grid Vol: 2,778
Dressed Steer Avg:	\$191.00	Steer/Heifer Avg: \$195.94
Dressed Heifer Avg:	N/A	TOTAL VOLUME: 13,751
LM CT106	TOTAL WK TO DATE VOLUME:	41,716
Committed:	15,668	Delivered: 18,715

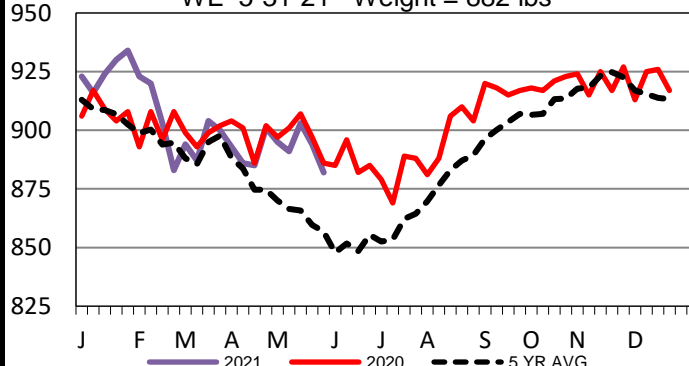
LM CT134	COLORADO	LM CT109
Neg. Cash Volume:	0	Dressed Formula Vol: 2,113
Live Steer Avg:	N/A	Steer/Heifer Avg: \$211.06
Live Heifer Avg:	N/A	Dressed Neg. Grid Vol: 939
Dressed Steer Avg:	N/A	Steer/Heifer Avg: \$195.42
Dressed Heifer Avg:	N/A	TOTAL VOLUME: 3,052
LM CT106	TOTAL WK TO DATE VOLUME:	6,991
Committed:	2,646	Delivered: 4,189

LM CT137	IA-MN	LM CT109
Neg. Cash Volume:	9,154	Dressed Formula Vol: 2,629
Live Steer Avg:	\$120.26	Steer/Heifer Avg: \$193.07
Live Heifer Avg:	\$120.00	Dressed Neg. Grid Vol: 1,960
Dressed Steer Avg:	\$190.93	Steer/Heifer Avg: \$193.06
Dressed Heifer Avg:	\$190.79	TOTAL VOLUME: 13,743
LM CT106	TOTAL WK TO DATE VOLUME:	32,419
Committed:	12,125	Delivered: 8,039

Thursday in Kansas, Nebraska and Western Cornbelt cash trading was slow on light to moderate demand. In Kansas live traded steady to 1.00 lower from 119.00-120.00. In Nebraska live traded steady at 120.00. Wednesday dressed traded from 190.00-191.00. In the Western Cornbelt live traded steady at 120.00. Wednesday dressed traded from 190.00-191.00. Thursday in the Texas Panhandle cash trading was mostly inactive with very light demand. Wednesday was the last reported market with live at 120.00.

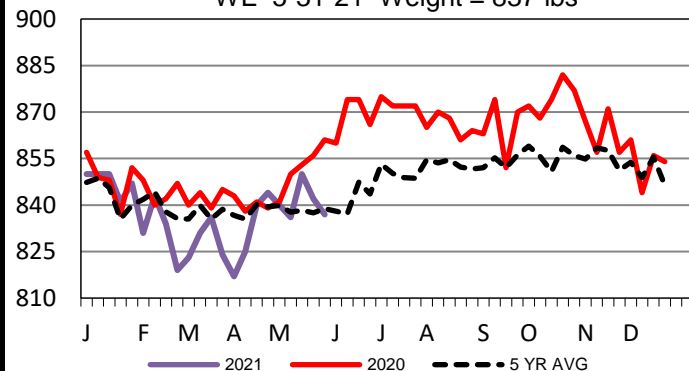
Nebraska Formula Carcass Weights

WE 5-31-21 Weight = 882 lbs



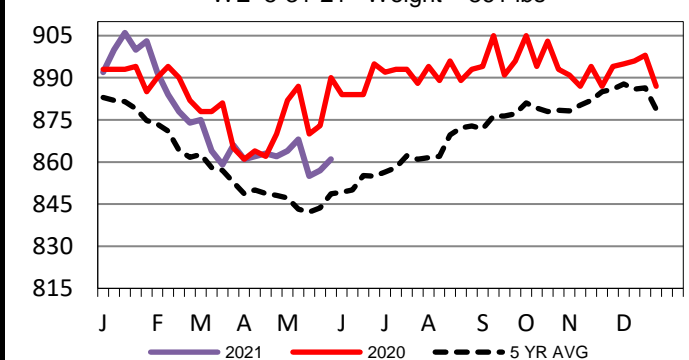
TX-OK-NM Formula Carcass Weights

WE 5-31-21 Weight = 837 lbs



Kansas Formula Carcass Weights

WE 5-31-21 Weight = 861 lbs



USDA Livestock, Poultry and Grain Market News

St. Joseph, Missouri

Phone: 816-676-7000

stjoe.lpgmn@ams.usda.gov