

## Daily Direct Steer and Heifer Slaughter Cattle Summary

For Trade on:

Wednesday, June 02, 2021

<a href="#">LM CT100</a>	<b>5-AREA</b>	<a href="#">LM CT109</a>
<b>Neg. Cash Volume:</b>	31,713	<b>Dressed Formula Vol:</b> 30,560
Live Steer Avg:	\$119.78	Steer/Heifer Avg: \$195.41
Live Heifer Avg:	\$119.91	<b>Dressed Neg. Grid Vol:</b> 714
Dressed Steer Avg:	\$190.70	Steer/Heifer Avg: \$192.23
Dressed Heifer Avg:	\$190.75	<b>TOTAL VOLUME:</b> 62,987
<a href="#">LM CT106</a>	<b>TOTAL WK TO DATE VOLUME:</b>	<b>119,531</b>
<b>Committed:</b>	<b>103,043</b>	<b>Delivered:</b> 68,831

<a href="#">LM CT118</a>	<b>TX-OK-NM</b>	<a href="#">LM CT109</a>
<b>Neg. Cash Volume:</b>	3,024	<b>Dressed Formula Vol:</b> 10,191
Live Steer Avg:	\$119.57	Steer/Heifer Avg: \$193.97
Live Heifer Avg:	\$119.73	<b>Dressed Neg. Grid Vol:</b> 0
Dressed Steer Avg:	N/A	Steer/Heifer Avg: N/A
Dressed Heifer Avg:	N/A	<b>TOTAL VOLUME:</b> 13,215
<a href="#">LM CT106</a>	<b>TOTAL WK TO DATE VOLUME:</b>	<b>31,479</b>
<b>Committed:</b>	<b>19,729</b>	<b>Delivered:</b> 18,613

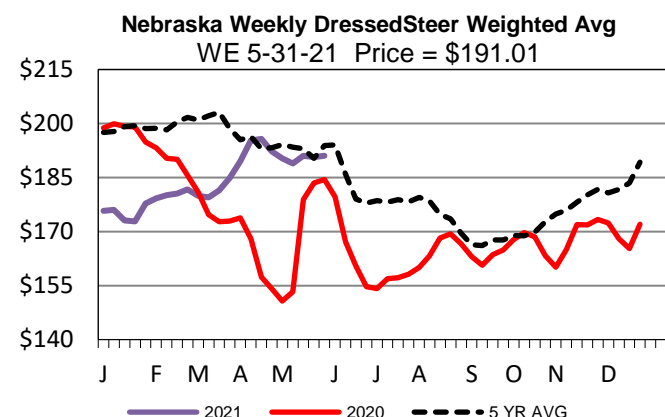
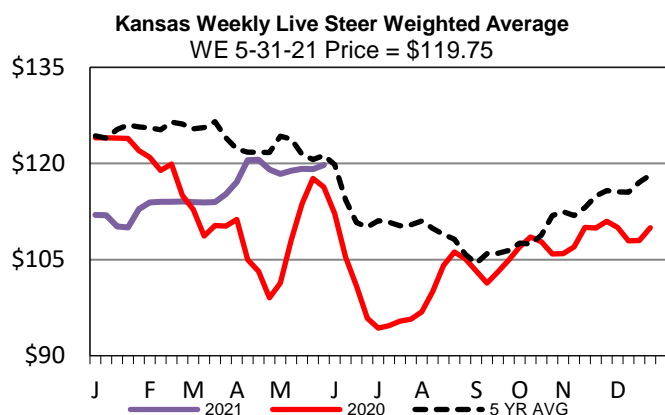
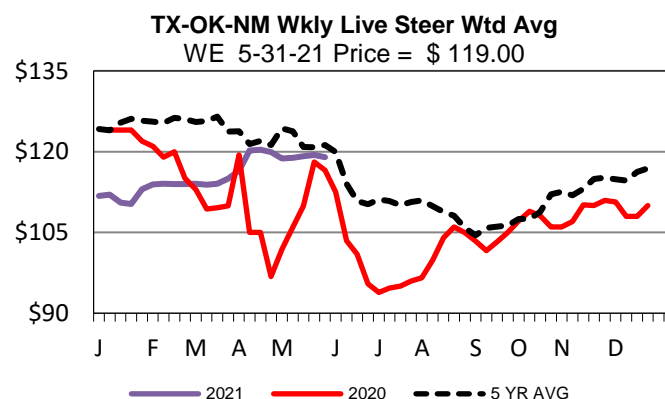
<a href="#">LM CT121</a>	<b>KANSAS</b>	<a href="#">LM CT109</a>
<b>Neg. Cash Volume:</b>	3,483	<b>Dressed Formula Vol:</b> 11,216
Live Steer Avg:	\$120.00	Steer/Heifer Avg: \$194.26
Live Heifer Avg:	\$120.00	<b>Dressed Neg. Grid Vol:</b> 0
Dressed Steer Avg:	\$191.00	Steer/Heifer Avg: N/A
Dressed Heifer Avg:	N/A	<b>TOTAL VOLUME:</b> 14,699
<a href="#">LM CT106</a>	<b>TOTAL WK TO DATE VOLUME:</b>	<b>38,038</b>
<b>Committed:</b>	<b>32,504</b>	<b>Delivered:</b> 23,045

<a href="#">LM CT124</a>	<b>NEBRASKA</b>	<a href="#">LM CT109</a>
<b>Neg. Cash Volume:</b>	11,666	<b>Dressed Formula Vol:</b> 6,670
Live Steer Avg:	\$120.00	Steer/Heifer Avg: \$198.72
Live Heifer Avg:	\$120.00	<b>Dressed Neg. Grid Vol:</b> 359
Dressed Steer Avg:	\$190.72	Steer/Heifer Avg: \$191.87
Dressed Heifer Avg:	\$191.00	<b>TOTAL VOLUME:</b> 18,695
<a href="#">LM CT106</a>	<b>TOTAL WK TO DATE VOLUME:</b>	<b>27,965</b>
<b>Committed:</b>	<b>28,391</b>	<b>Delivered:</b> 13,841

<a href="#">LM CT134</a>	<b>COLORADO</b>	<a href="#">LM CT109</a>
<b>Neg. Cash Volume:</b>	0	<b>Dressed Formula Vol:</b> 761
Live Steer Avg:	N/A	Steer/Heifer Avg: \$210.95
Live Heifer Avg:	N/A	<b>Dressed Neg. Grid Vol:</b> 0
Dressed Steer Avg:	N/A	Steer/Heifer Avg: N/A
Dressed Heifer Avg:	N/A	<b>TOTAL VOLUME:</b> 761
<a href="#">LM CT106</a>	<b>TOTAL WK TO DATE VOLUME:</b>	<b>3,939</b>
<b>Committed:</b>	<b>6,280</b>	<b>Delivered:</b> 4,284

<a href="#">LM CT137</a>	<b>IA-MN</b>	<a href="#">LM CT109</a>
<b>Neg. Cash Volume:</b>	13,540	<b>Dressed Formula Vol:</b> 1,722
Live Steer Avg:	\$119.53	Steer/Heifer Avg: \$191.72
Live Heifer Avg:	\$119.89	<b>Dressed Neg. Grid Vol:</b> 355
Dressed Steer Avg:	\$190.68	Steer/Heifer Avg: \$192.60
Dressed Heifer Avg:	\$190.63	<b>TOTAL VOLUME:</b> 15,617
<a href="#">LM CT106</a>	<b>TOTAL WK TO DATE VOLUME:</b>	<b>18,676</b>
<b>Committed:</b>	<b>16,139</b>	<b>Delivered:</b> 9,048

Wednesday cash trading in the Southern Plains was limited on light demand. In the Texas Panhandle live traded mostly steady at 120.00. In Kansas live traded steady to 1.00 higher at 120.00. A light test was noted in both regions. Wednesday in Nebraska and Western Cornbelt cash trading was slow with moderate demand. In Nebraska live traded steady at 120.00 and dressed traded steady to 1.00 lower from 190.00-191.00. In the Western Cornbelt live traded steady at 120.00 and dressed purchases traded steady to 1.00 higher from 190.00-191.00.



## USDA Livestock, Poultry and Grain Market News

St. Joseph, Missouri

Phone: 816-676-7000

[stjoe.lpgmn@ams.usda.gov](mailto:stjoe.lpgmn@ams.usda.gov)