

Daily Direct Steer and Heifer Slaughter Cattle Summary

For Trade on:

Wednesday, May 26, 2021

LM CT100	5-AREA	LM CT109
Neg. Cash Volume:	29,638	Dressed Formula Vol: 28,825
Live Steer Avg:	\$119.54	Steer/Heifer Avg: \$193.83
Live Heifer Avg:	\$119.68	Dressed Neg. Grid Vol: 2,451
Dressed Steer Avg:	\$190.09	Steer/Heifer Avg: \$193.54
Dressed Heifer Avg:	\$190.19	TOTAL VOLUME: 60,914
LM CT106	TOTAL WK TO DATE VOLUME:	204,355
Committed:	96,962	Delivered: 67,128

LM CT118	TX-OK-NM	LM CT109
Neg. Cash Volume:	4,860	Dressed Formula Vol: 7,319
Live Steer Avg:	\$118.19	Steer/Heifer Avg: \$192.62
Live Heifer Avg:	\$119.74	Dressed Neg. Grid Vol: 0
Dressed Steer Avg:	N/A	Steer/Heifer Avg: N/A
Dressed Heifer Avg:	N/A	TOTAL VOLUME: 12,179
LM CT106	TOTAL WK TO DATE VOLUME:	52,219
Committed:	33,740	Delivered: 19,121

LM CT121	KANSAS	LM CT109
Neg. Cash Volume:	7,126	Dressed Formula Vol: 7,710
Live Steer Avg:	\$119.81	Steer/Heifer Avg: \$192.59
Live Heifer Avg:	\$119.27	Dressed Neg. Grid Vol: 315
Dressed Steer Avg:	\$191.00	Steer/Heifer Avg: \$191.71
Dressed Heifer Avg:	N/A	TOTAL VOLUME: 15,151
LM CT106	TOTAL WK TO DATE VOLUME:	59,330
Committed:	21,481	Delivered: 19,141

LM CT124	NEBRASKA	LM CT109
Neg. Cash Volume:	4,855	Dressed Formula Vol: 10,433
Live Steer Avg:	\$120.00	Steer/Heifer Avg: \$195.26
Live Heifer Avg:	\$120.00	Dressed Neg. Grid Vol: 1,265
Dressed Steer Avg:	\$191.00	Steer/Heifer Avg: \$193.06
Dressed Heifer Avg:	\$190.36	TOTAL VOLUME: 16,553
LM CT106	TOTAL WK TO DATE VOLUME:	54,813
Committed:	24,055	Delivered: 15,370

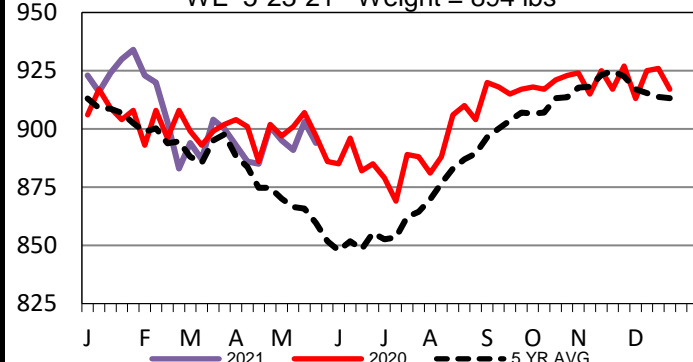
LM CT134	COLORADO	LM CT109
Neg. Cash Volume:	109	Dressed Formula Vol: 673
Live Steer Avg:	\$120.00	Steer/Heifer Avg: \$198.36
Live Heifer Avg:	\$120.00	Dressed Neg. Grid Vol: 0
Dressed Steer Avg:	N/A	Steer/Heifer Avg: N/A
Dressed Heifer Avg:	N/A	TOTAL VOLUME: 782
LM CT106	TOTAL WK TO DATE VOLUME:	8,998
Committed:	5,295	Delivered: 4,822

LM CT137	IA-MN	LM CT109
Neg. Cash Volume:	12,688	Dressed Formula Vol: 2,723
Live Steer Avg:	\$119.91	Steer/Heifer Avg: \$194.12
Live Heifer Avg:	\$119.70	Dressed Neg. Grid Vol: 961
Dressed Steer Avg:	\$189.84	Steer/Heifer Avg: \$194.76
Dressed Heifer Avg:	\$190.13	TOTAL VOLUME: 16,372
LM CT106	TOTAL WK TO DATE VOLUME:	29,727
Committed:	12,391	Delivered: 8,674

Wednesday cash trading was slow on light demand in Texas with live steady to 4.00 lower from 116.00-120.00. In Kansas, cash trading was slow on light demand with live steady from 119.00-120.00. Cash trading in Nebraska was slow on light demand with live and dressed at 120.00 and 191.00. In the Western Cornbelt cash trading was slow on light demand with live mostly steady at 120.00 and dressed steady to 1.00 higher from 189.00- 191.00. In Colorado, cash trading was mostly inactive on very light demand. Last week in Colorado live and dressed traded at 120.00 and 191.00.

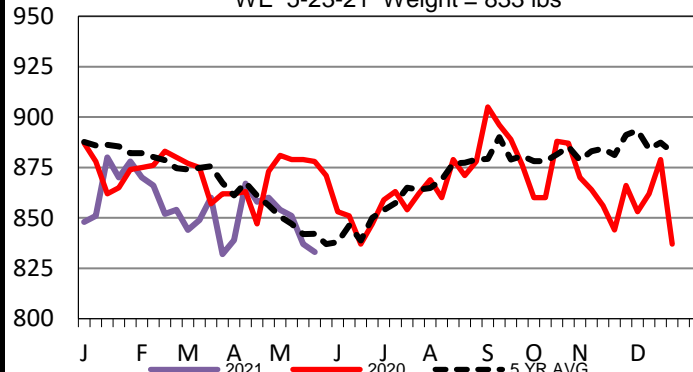
Nebraska Formula Carcass Weights

WE 5-23-21 Weight = 894 lbs



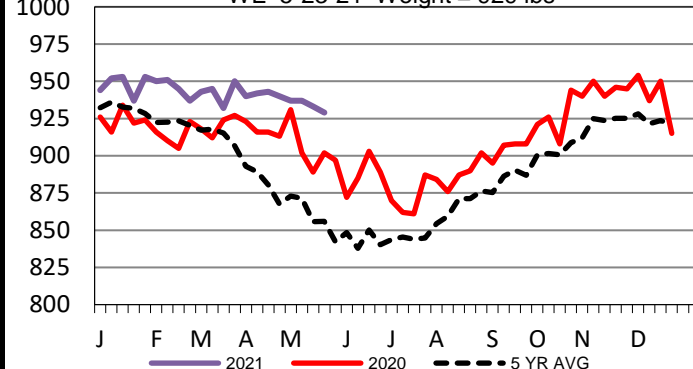
Colorado Formula Carcass Weights

WE 5-23-21 Weight = 833 lbs



Iowa-Minnesota Formula Carcass Weights

WE 5-23-21 Weight = 929 lbs



USDA Livestock, Poultry and Grain Market News

St. Joseph, Missouri

Phone: 816-676-7000

stjoe.lpgmn@ams.usda.gov