

## Daily Direct Steer and Heifer Slaughter Cattle Summary

For Trade on:

Monday, May 24, 2021

<a href="#">LM CT100</a>	<b>5-AREA</b>	<a href="#">LM CT109</a>
<b>Neg. Cash Volume:</b>	1,688	<b>Dressed Formula Vol:</b> 59,359
Live Steer Avg:	\$119.64	Steer/Heifer Avg: \$191.03
Live Heifer Avg:	\$120.00	<b>Dressed Neg. Grid Vol:</b> 4,647
Dressed Steer Avg:	\$190.00	Steer/Heifer Avg: \$191.08
Dressed Heifer Avg:	\$190.00	<b>TOTAL VOLUME:</b> 65,694
<a href="#">LM CT106</a>	<b>TOTAL WK TO DATE VOLUME:</b>	65,694
<b>Committed:</b>	55,481	<b>Delivered:</b> 75,681

<a href="#">LM CT118</a>	<b>TX-OK-NM</b>	<a href="#">LM CT109</a>
<b>Neg. Cash Volume:</b>	0	<b>Dressed Formula Vol:</b> 22,877
Live Steer Avg:	N/A	Steer/Heifer Avg: \$189.76
Live Heifer Avg:	N/A	<b>Dressed Neg. Grid Vol:</b> 639
Dressed Steer Avg:	N/A	Steer/Heifer Avg: \$188.64
Dressed Heifer Avg:	N/A	<b>TOTAL VOLUME:</b> 23,516
<a href="#">LM CT106</a>	<b>TOTAL WK TO DATE VOLUME:</b>	23,516
<b>Committed:</b>	5,125	<b>Delivered:</b> 24,781

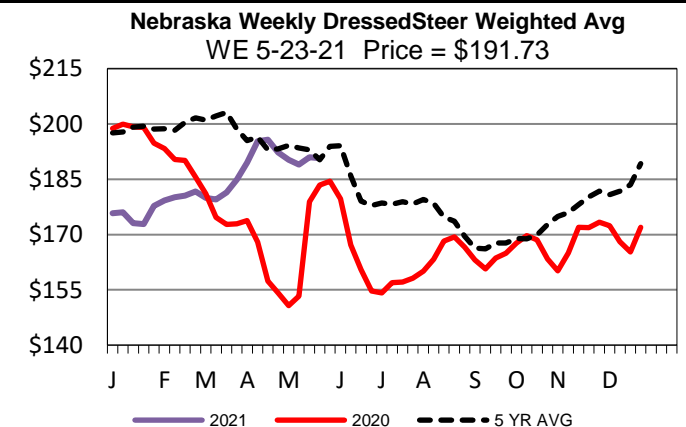
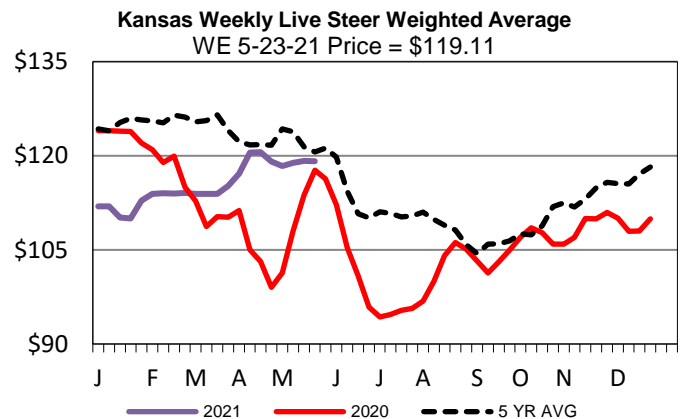
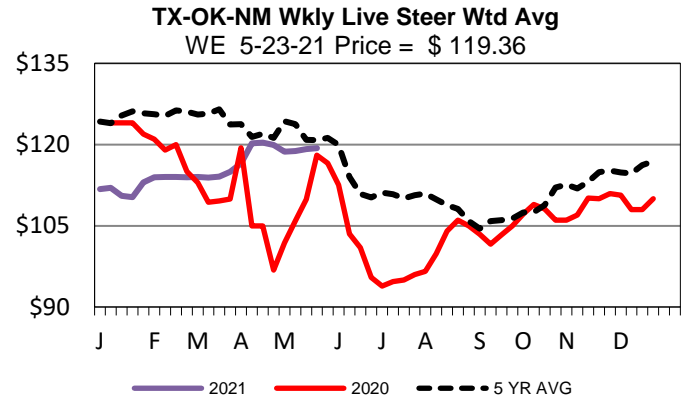
<a href="#">LM CT121</a>	<b>KANSAS</b>	<a href="#">LM CT109</a>
<b>Neg. Cash Volume:</b>	0	<b>Dressed Formula Vol:</b> 25,345
Live Steer Avg:	N/A	Steer/Heifer Avg: \$191.35
Live Heifer Avg:	N/A	<b>Dressed Neg. Grid Vol:</b> 1,020
Dressed Steer Avg:	N/A	Steer/Heifer Avg: \$187.19
Dressed Heifer Avg:	N/A	<b>TOTAL VOLUME:</b> 26,365
<a href="#">LM CT106</a>	<b>TOTAL WK TO DATE VOLUME:</b>	26,365
<b>Committed:</b>	16,572	<b>Delivered:</b> 19,122

<a href="#">LM CT124</a>	<b>NEBRASKA</b>	<a href="#">LM CT109</a>
<b>Neg. Cash Volume:</b>	525	<b>Dressed Formula Vol:</b> 6,094
Live Steer Avg:	\$120.00	Steer/Heifer Avg: \$193.66
Live Heifer Avg:	\$120.00	<b>Dressed Neg. Grid Vol:</b> 2,333
Dressed Steer Avg:	\$190.00	Steer/Heifer Avg: \$193.09
Dressed Heifer Avg:	\$190.00	<b>TOTAL VOLUME:</b> 8,952
<a href="#">LM CT106</a>	<b>TOTAL WK TO DATE VOLUME:</b>	8,952
<b>Committed:</b>	16,149	<b>Delivered:</b> 16,842

<a href="#">LM CT134</a>	<b>COLORADO</b>	<a href="#">LM CT109</a>
<b>Neg. Cash Volume:</b>	0	<b>Dressed Formula Vol:</b> 3,216
Live Steer Avg:	N/A	Steer/Heifer Avg: \$191.53
Live Heifer Avg:	N/A	<b>Dressed Neg. Grid Vol:</b> 0
Dressed Steer Avg:	N/A	Steer/Heifer Avg: N/A
Dressed Heifer Avg:	N/A	<b>TOTAL VOLUME:</b> 3,216
<a href="#">LM CT106</a>	<b>TOTAL WK TO DATE VOLUME:</b>	3,216
<b>Committed:</b>	3,567	<b>Delivered:</b> 5,656

<a href="#">LM CT137</a>	<b>IA-MN</b>	<a href="#">LM CT109</a>
<b>Neg. Cash Volume:</b>	1,163	<b>Dressed Formula Vol:</b> 2,175
Live Steer Avg:	\$119.55	Steer/Heifer Avg: \$193.13
Live Heifer Avg:	\$120.00	<b>Dressed Neg. Grid Vol:</b> 811
Dressed Steer Avg:	\$190.00	Steer/Heifer Avg: \$191.84
Dressed Heifer Avg:	\$190.00	<b>TOTAL VOLUME:</b> 4,149
<a href="#">LM CT106</a>	<b>TOTAL WK TO DATE VOLUME:</b>	4,149
<b>Committed:</b>	14,068	<b>Delivered:</b> 9,280

Monday cash trading was mostly inactive on very light demand in Nebraska and the Western Cornbelt. Cash trading was at a standstill in all other major feeding regions. Last week in the Texas Panhandle live traded from 119.00-120.00. In Kansas last week, live traded at 119.00. In Nebraska last week live and dressed traded at 120.00 and from 190.00-191.00 respectively. Last week in Colorado live and dressed traded at 120.00 and 191.00 respectively, on a very light test. In the Western Cornbelt last week live and dressed traded at 120.00 and from 188.00-191.00 respectively.



## USDA Livestock, Poultry and Grain Market News

St. Joseph, Missouri

Phone: 816-676-7000

[stjoe.lpgmn@ams.usda.gov](mailto:stjoe.lpgmn@ams.usda.gov)