

Daily Direct Steer and Heifer Slaughter Cattle Summary

For Trade on:

Wednesday, May 19, 2021

LM CT100	5-AREA	LM CT109
Neg. Cash Volume:	16,141	Dressed Formula Vol: 25,259
Live Steer Avg:	\$119.70	Steer/Heifer Avg: \$193.35
Live Heifer Avg:	\$119.16	Dressed Neg. Grid Vol: 2,908
Dressed Steer Avg:	\$191.09	Steer/Heifer Avg: \$193.96
Dressed Heifer Avg:	\$190.99	TOTAL VOLUME: 44,308
LM CT106	TOTAL WK TO DATE VOLUME:	173,954
Committed:	69,794	Delivered: 70,677

LM CT118	TX-OK-NM	LM CT109
Neg. Cash Volume:	359	Dressed Formula Vol: 7,952
Live Steer Avg:	\$119.00	Steer/Heifer Avg: \$191.03
Live Heifer Avg:	\$119.75	Dressed Neg. Grid Vol: 0
Dressed Steer Avg:	N/A	Steer/Heifer Avg: N/A
Dressed Heifer Avg:	N/A	TOTAL VOLUME: 8,311
LM CT106	TOTAL WK TO DATE VOLUME:	45,503
Committed:	18,795	Delivered: 21,255

LM CT121	KANSAS	LM CT109
Neg. Cash Volume:	4,694	Dressed Formula Vol: 6,473
Live Steer Avg:	\$119.07	Steer/Heifer Avg: \$193.68
Live Heifer Avg:	\$119.00	Dressed Neg. Grid Vol: 211
Dressed Steer Avg:	\$191.00	Steer/Heifer Avg: \$190.68
Dressed Heifer Avg:	N/A	TOTAL VOLUME: 11,378
LM CT106	TOTAL WK TO DATE VOLUME:	58,554
Committed:	17,982	Delivered: 17,911

LM CT124	NEBRASKA	LM CT109
Neg. Cash Volume:	5,562	Dressed Formula Vol: 7,934
Live Steer Avg:	\$120.00	Steer/Heifer Avg: \$194.67
Live Heifer Avg:	\$120.00	Dressed Neg. Grid Vol: 1,346
Dressed Steer Avg:	\$190.81	Steer/Heifer Avg: \$195.19
Dressed Heifer Avg:	\$190.87	TOTAL VOLUME: 14,842
LM CT106	TOTAL WK TO DATE VOLUME:	41,365
Committed:	20,619	Delivered: 18,198

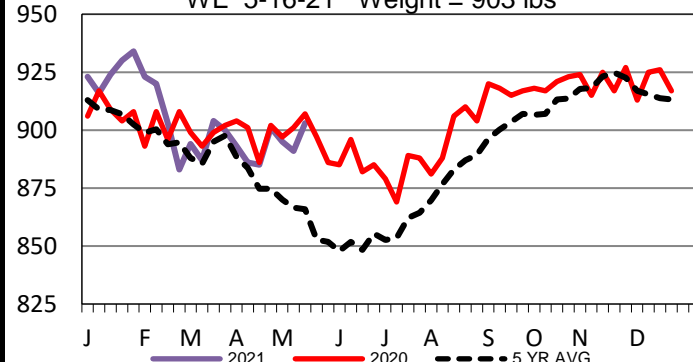
LM CT134	COLORADO	LM CT109
Neg. Cash Volume:	493	Dressed Formula Vol: 493
Live Steer Avg:	\$120.00	Steer/Heifer Avg: \$187.62
Live Heifer Avg:	\$119.00	Dressed Neg. Grid Vol: 582
Dressed Steer Avg:	\$191.00	Steer/Heifer Avg: \$191.62
Dressed Heifer Avg:	N/A	TOTAL VOLUME: 1,568
LM CT106	TOTAL WK TO DATE VOLUME:	12,048
Committed:	4,546	Delivered: 4,729

LM CT137	IA-MN	LM CT109
Neg. Cash Volume:	5,033	Dressed Formula Vol: 2,486
Live Steer Avg:	\$120.26	Steer/Heifer Avg: \$196.83
Live Heifer Avg:	N/A	Dressed Neg. Grid Vol: 809
Dressed Steer Avg:	\$191.46	Steer/Heifer Avg: \$194.32
Dressed Heifer Avg:	\$191.15	TOTAL VOLUME: 8,328
LM CT106	TOTAL WK TO DATE VOLUME:	17,302
Committed:	7,852	Delivered: 8,584

Wednesday in Kansas, Nebraska and Western Cornbelt cash trading was slow on light to moderate demand. In Kansas live traded steady at 119.00. In Nebraska live traded steady at 120.00. The last dressed market was Tuesday with trades from 190.00-191.00. For the previous week in the Western Cornbelt live and dressed traded at mostly 120.00 and from 188.00-191.00. Wednesday in Texas and Colorado cash trading was mostly inactive on very light demand. In Texas the last reported market was on Tuesday with live from 119.00-120.00. Last week in Colorado live traded at 120.00.

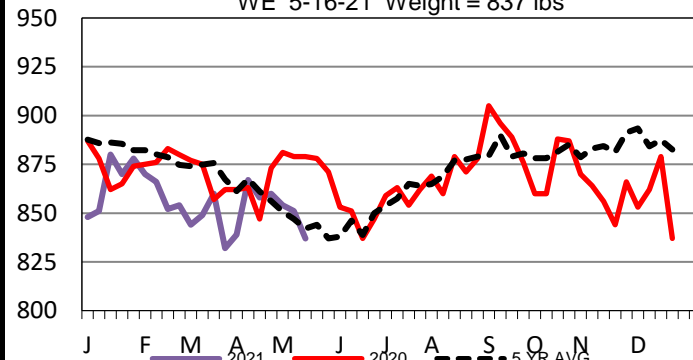
Nebraska Formula Carcass Weights

WE 5-16-21 Weight = 903 lbs



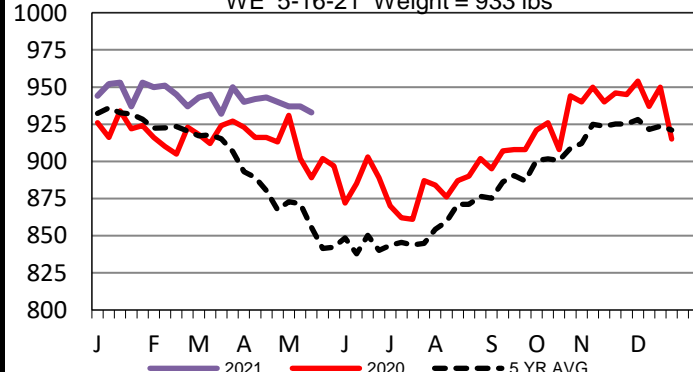
Colorado Formula Carcass Weights

WE 5-16-21 Weight = 837 lbs



Iowa-Minnesota Formula Carcass Weights

WE 5-16-21 Weight = 933 lbs



USDA Livestock, Poultry and Grain Market News

St. Joseph, Missouri

Phone: 816-676-7000

stjoe.lpgmn@ams.usda.gov