

Daily Direct Steer and Heifer Slaughter Cattle Summary

For Trade on:

Monday, May 17, 2021

LM CT100	5-AREA	LM CT109
Neg. Cash Volume:	3,878	Dressed Formula Vol: 57,966
Live Steer Avg:	\$119.58	Steer/Heifer Avg: \$189.98
Live Heifer Avg:	\$119.00	Dressed Neg. Grid Vol: 5,075
Dressed Steer Avg:	N/A	Steer/Heifer Avg: \$190.61
Dressed Heifer Avg:	N/A	TOTAL VOLUME: 66,919

LM CT106	TOTAL WK TO DATE VOLUME:	
Committed:	57,443	Delivered: 67,706

LM CT118	TX-OK-NM	LM CT109
Neg. Cash Volume:	1,660	Dressed Formula Vol: 18,347
Live Steer Avg:	\$119.00	Steer/Heifer Avg: \$187.96
Live Heifer Avg:	\$119.00	Dressed Neg. Grid Vol: 490
Dressed Steer Avg:	N/A	Steer/Heifer Avg: \$188.63
Dressed Heifer Avg:	N/A	TOTAL VOLUME: 20,497

LM CT106	TOTAL WK TO DATE VOLUME:	
Committed:	13,247	Delivered: 18,346

LM CT121	KANSAS	LM CT109
Neg. Cash Volume:	1,481	Dressed Formula Vol: 24,597
Live Steer Avg:	\$119.00	Steer/Heifer Avg: \$190.44
Live Heifer Avg:	\$119.00	Dressed Neg. Grid Vol: 1,825
Dressed Steer Avg:	N/A	Steer/Heifer Avg: \$188.76
Dressed Heifer Avg:	N/A	TOTAL VOLUME: 27,903

LM CT106	TOTAL WK TO DATE VOLUME:	
Committed:	11,722	Delivered: 18,146

LM CT124	NEBRASKA	LM CT109
Neg. Cash Volume:	320	Dressed Formula Vol: 4,361
Live Steer Avg:	\$121.00	Steer/Heifer Avg: \$192.19
Live Heifer Avg:	N/A	Dressed Neg. Grid Vol: 778
Dressed Steer Avg:	N/A	Steer/Heifer Avg: \$191.76
Dressed Heifer Avg:	N/A	TOTAL VOLUME: 5,459

LM CT106	TOTAL WK TO DATE VOLUME:	
Committed:	14,873	Delivered: 14,457

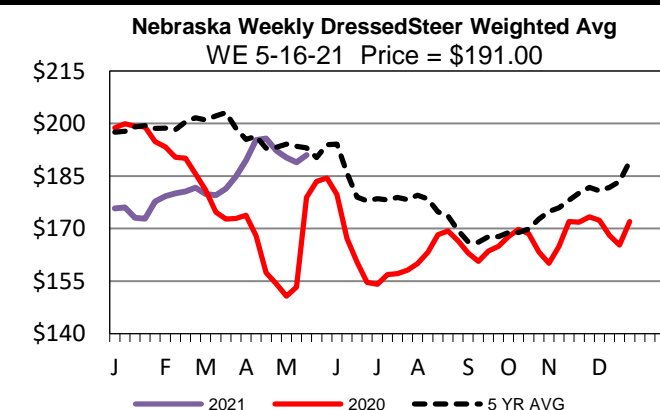
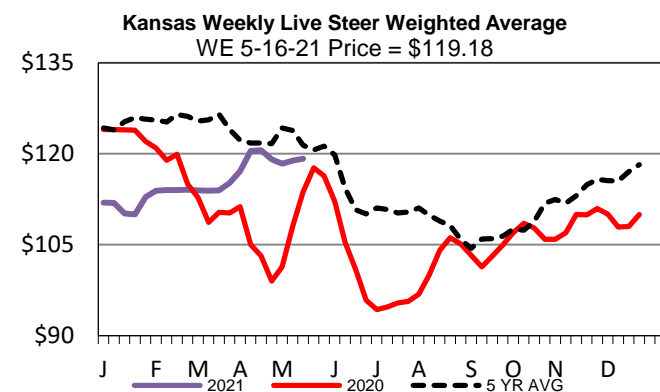
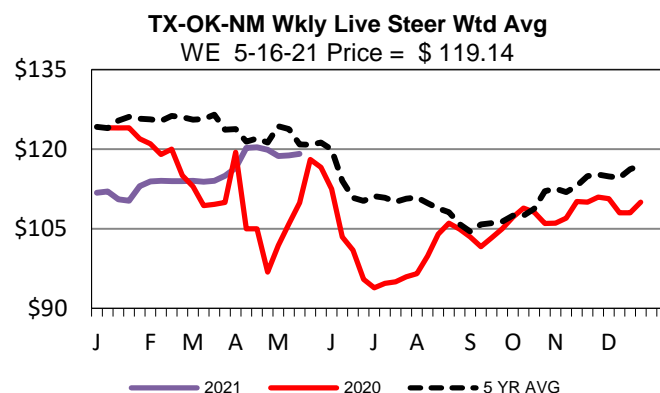
LM CT134	COLORADO	LM CT109
Neg. Cash Volume:	0	Dressed Formula Vol: 3,769
Live Steer Avg:	N/A	Steer/Heifer Avg: \$192.01
Live Heifer Avg:	N/A	Dressed Neg. Grid Vol: 14
Dressed Steer Avg:	N/A	Steer/Heifer Avg: \$189.30
Dressed Heifer Avg:	N/A	TOTAL VOLUME: 3,783

LM CT106	TOTAL WK TO DATE VOLUME:	
Committed:	6,561	Delivered: 6,930

LM CT137	IA-MN	LM CT109
Neg. Cash Volume:	417	Dressed Formula Vol: 2,005
Live Steer Avg:	\$119.82	Steer/Heifer Avg: \$190.45
Live Heifer Avg:	N/A	Dressed Neg. Grid Vol: 460
Dressed Steer Avg:	N/A	Steer/Heifer Avg: \$192.57
Dressed Heifer Avg:	N/A	TOTAL VOLUME: 2,882

LM CT106	TOTAL WK TO DATE VOLUME:	
Committed:	11,040	Delivered: 9,827

For Monday negotiated cash trading in the Southern Plains was limited on light demand with a few live purchases at 119.00, however not enough for a full market trend. In Nebraska and the Western Cornbelt negotiated cash trading was mostly inactive on very light demand. In Colorado negotiated cash trading was at a standstill. Last week in the Texas Panhandle live purchases traded from 119.00-119.50. In Kansas last week live purchases traded from 119.00-120.00. For the prior week in Nebraska live and dressed purchases traded from 120.00-121.00 and at 191.00, respectively. Last week in



USDA Livestock, Poultry and Grain Market News

St. Joseph, Missouri

Phone: 816-676-7000

stjoe.lpgmn@ams.usda.gov