

Daily Direct Steer and Heifer Slaughter Cattle Summary

For Trade on:

Thursday, May 13, 2021

LM CT100	5-AREA	LM CT109
Neg. Cash Volume:	9,184	Dressed Formula Vol: 43,689
Live Steer Avg:	\$119.55	Steer/Heifer Avg: \$192.25
Live Heifer Avg:	\$119.96	Dressed Neg. Grid Vol: 2,657
Dressed Steer Avg:	\$189.28	Steer/Heifer Avg: \$192.80
Dressed Heifer Avg:	\$190.15	TOTAL VOLUME: 55,530
LM CT106	TOTAL WK TO DATE VOLUME:	209,151
Committed:	66,341	Delivered: 67,438

LM CT118	TX-OK-NM	LM CT109
Neg. Cash Volume:	165	Dressed Formula Vol: 17,131
Live Steer Avg:	\$119.00	Steer/Heifer Avg: \$189.79
Live Heifer Avg:	\$0.00	Dressed Neg. Grid Vol: 0
Dressed Steer Avg:	\$0.00	Steer/Heifer Avg: \$0.00
Dressed Heifer Avg:	\$0.00	TOTAL VOLUME: 17,296
LM CT106	TOTAL WK TO DATE VOLUME:	60,956
Committed:	29,424	Delivered: 20,381

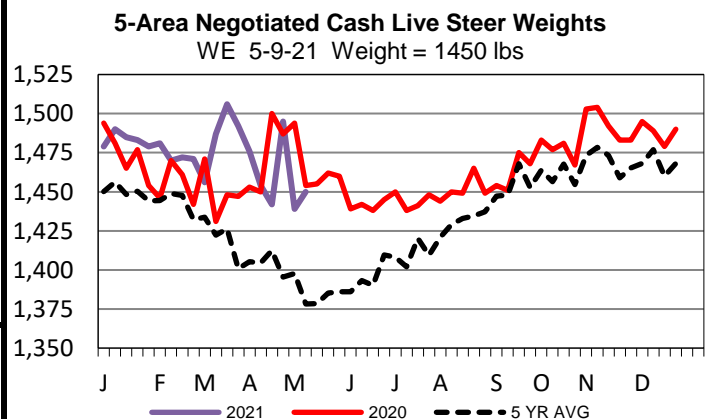
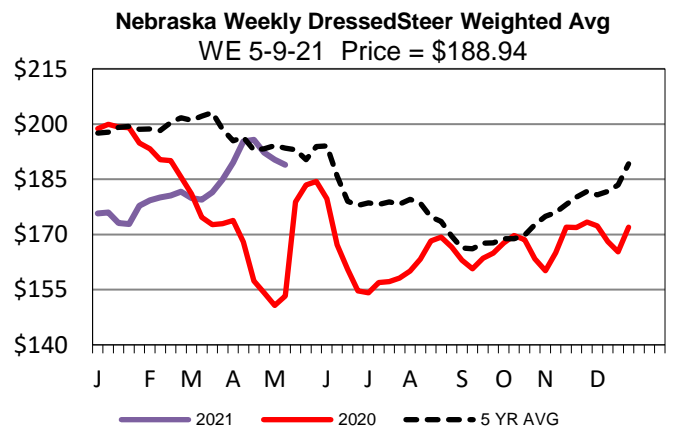
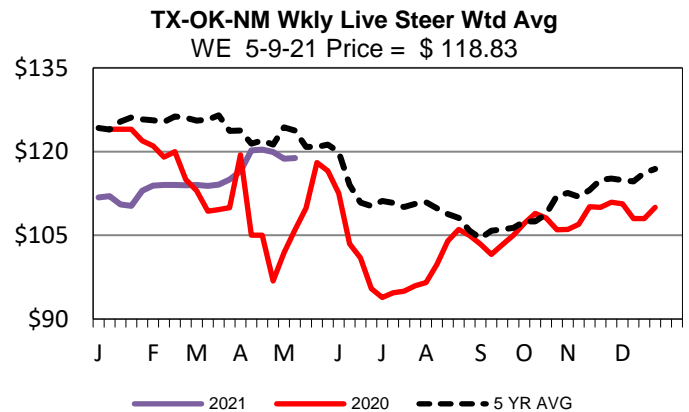
LM CT121	KANSAS	LM CT109
Neg. Cash Volume:	1,240	Dressed Formula Vol: 12,160
Live Steer Avg:	\$119.00	Steer/Heifer Avg: \$190.63
Live Heifer Avg:	\$0.00	Dressed Neg. Grid Vol: 1,169
Dressed Steer Avg:	\$0.00	Steer/Heifer Avg: \$191.48
Dressed Heifer Avg:	\$0.00	TOTAL VOLUME: 14,569
LM CT106	TOTAL WK TO DATE VOLUME:	56,724
Committed:	10,604	Delivered: 17,296

LM CT124	NEBRASKA	LM CT109
Neg. Cash Volume:	3,322	Dressed Formula Vol: 8,058
Live Steer Avg:	\$120.00	Steer/Heifer Avg: \$195.91
Live Heifer Avg:	\$120.00	Dressed Neg. Grid Vol: 530
Dressed Steer Avg:	\$190.00	Steer/Heifer Avg: \$193.25
Dressed Heifer Avg:	\$190.27	TOTAL VOLUME: 11,910
LM CT106	TOTAL WK TO DATE VOLUME:	50,738
Committed:	18,763	Delivered: 15,213

LM CT134	COLORADO	LM CT109
Neg. Cash Volume:	0	Dressed Formula Vol: 3,835
Live Steer Avg:	\$0.00	Steer/Heifer Avg: \$201.44
Live Heifer Avg:	\$0.00	Dressed Neg. Grid Vol: 221
Dressed Steer Avg:	\$190.00	Steer/Heifer Avg: \$194.56
Dressed Heifer Avg:	\$0.00	TOTAL VOLUME: 4,056
LM CT106	TOTAL WK TO DATE VOLUME:	10,430
Committed:	1,498	Delivered: 4,906

LM CT137	IA-MN	LM CT109
Neg. Cash Volume:	4,457	Dressed Formula Vol: 2,898
Live Steer Avg:	\$119.86	Steer/Heifer Avg: \$191.10
Live Heifer Avg:	\$119.87	Dressed Neg. Grid Vol: 737
Dressed Steer Avg:	\$189.10	Steer/Heifer Avg: \$194.03
Dressed Heifer Avg:	\$190.00	TOTAL VOLUME: 8,092
LM CT106	TOTAL WK TO DATE VOLUME:	31,496
Committed:	6,052	Delivered: 9,642

Thursday in Kansas, Nebraska and Western Cornbelt cash trading was limited on light demand. In Kansas a few live at 119.00. The last market Wednesday had live from 119.00-120.00. In Nebraska live, steady at 120.00. The last dressed market on Wednesday at 191.00. In the Western Cornbelt a few live at 120.00. The last live market was Tuesday from 118.00-120.00, dressed, last week, from 187.00-190.00. Thursday in Texas and Colorado cash trading was inactive on light demand. In Texas Wednesday live from 119.00-119.50. In Colorado for two weeks ago live traded from 119.00-120.00.



USDA Livestock, Poultry and Grain Market News

St. Joseph, Missouri

Phone: 816-676-7000

stjoe.lpgmn@ams.usda.gov