

## Daily Direct Steer and Heifer Slaughter Cattle Summary

For Trade on:

Wednesday, May 12, 2021

<a href="#">LM CT100</a>	<b>5-AREA</b>	<a href="#">LM CT109</a>
<b>Neg. Cash Volume:</b>	26,118	<b>Dressed Formula Vol:</b> 22,117
Live Steer Avg:	\$119.43	Steer/Heifer Avg: \$193.17
Live Heifer Avg:	\$119.52	<b>Dressed Neg. Grid Vol:</b> 1,862
Dressed Steer Avg:	\$189.94	Steer/Heifer Avg: \$199.53
Dressed Heifer Avg:	\$191.00	<b>TOTAL VOLUME:</b> 50,097
<a href="#">LM CT106</a>	<b>TOTAL WK TO DATE VOLUME:</b>	<b>153,621</b>
<b>Committed:</b>	<b>81,647</b>	<b>Delivered:</b> 67,437

<a href="#">LM CT118</a>	<b>TX-OK-NM</b>	<a href="#">LM CT109</a>
<b>Neg. Cash Volume:</b>	7,496	<b>Dressed Formula Vol:</b> 9,981
Live Steer Avg:	\$119.14	Steer/Heifer Avg: \$191.25
Live Heifer Avg:	\$119.30	<b>Dressed Neg. Grid Vol:</b> 0
Dressed Steer Avg:	\$0.00	Steer/Heifer Avg: \$0.00
Dressed Heifer Avg:	\$0.00	<b>TOTAL VOLUME:</b> 17,477
<a href="#">LM CT106</a>	<b>TOTAL WK TO DATE VOLUME:</b>	<b>43,660</b>
<b>Committed:</b>	<b>16,192</b>	<b>Delivered:</b> 19,274

<a href="#">LM CT121</a>	<b>KANSAS</b>	<a href="#">LM CT109</a>
<b>Neg. Cash Volume:</b>	7,558	<b>Dressed Formula Vol:</b> 3,664
Live Steer Avg:	\$119.25	Steer/Heifer Avg: \$190.80
Live Heifer Avg:	\$119.53	<b>Dressed Neg. Grid Vol:</b> 0
Dressed Steer Avg:	\$0.00	Steer/Heifer Avg: \$0.00
Dressed Heifer Avg:	\$0.00	<b>TOTAL VOLUME:</b> 11,222
<a href="#">LM CT106</a>	<b>TOTAL WK TO DATE VOLUME:</b>	<b>42,155</b>
<b>Committed:</b>	<b>25,738</b>	<b>Delivered:</b> 17,706

<a href="#">LM CT124</a>	<b>NEBRASKA</b>	<a href="#">LM CT109</a>
<b>Neg. Cash Volume:</b>	6,856	<b>Dressed Formula Vol:</b> 5,990
Live Steer Avg:	\$119.98	Steer/Heifer Avg: \$198.24
Live Heifer Avg:	\$119.96	<b>Dressed Neg. Grid Vol:</b> 800
Dressed Steer Avg:	\$191.00	Steer/Heifer Avg: \$198.69
Dressed Heifer Avg:	\$191.00	<b>TOTAL VOLUME:</b> 13,646
<a href="#">LM CT106</a>	<b>TOTAL WK TO DATE VOLUME:</b>	<b>38,828</b>
<b>Committed:</b>	<b>22,972</b>	<b>Delivered:</b> 16,680

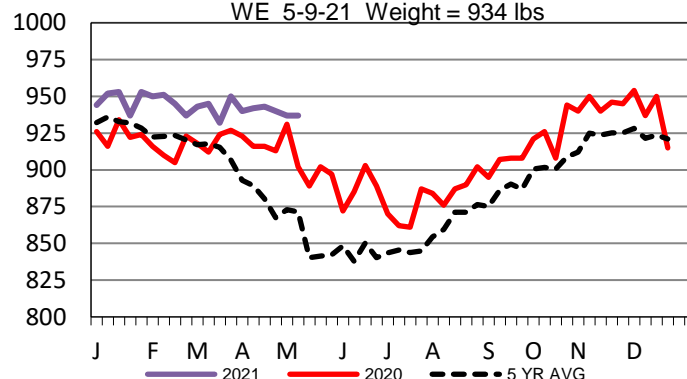
<a href="#">LM CT134</a>	<b>COLORADO</b>	<a href="#">LM CT109</a>
<b>Neg. Cash Volume:</b>	345	<b>Dressed Formula Vol:</b> 817
Live Steer Avg:	\$120.00	Steer/Heifer Avg: \$191.32
Live Heifer Avg:	\$0.00	<b>Dressed Neg. Grid Vol:</b> 0
Dressed Steer Avg:	\$190.00	Steer/Heifer Avg: \$0.00
Dressed Heifer Avg:	\$0.00	<b>TOTAL VOLUME:</b> 1,162
<a href="#">LM CT106</a>	<b>TOTAL WK TO DATE VOLUME:</b>	<b>6,374</b>
<b>Committed:</b>	<b>9,246</b>	<b>Delivered:</b> 4,616

<a href="#">LM CT137</a>	<b>IA-MN</b>	<a href="#">LM CT109</a>
<b>Neg. Cash Volume:</b>	3,863	<b>Dressed Formula Vol:</b> 1,705
Live Steer Avg:	\$119.05	Steer/Heifer Avg: \$192.66
Live Heifer Avg:	\$119.77	<b>Dressed Neg. Grid Vol:</b> 1,234
Dressed Steer Avg:	\$188.61	Steer/Heifer Avg: \$200.11
Dressed Heifer Avg:	\$191.00	<b>TOTAL VOLUME:</b> 6,802
<a href="#">LM CT106</a>	<b>TOTAL WK TO DATE VOLUME:</b>	<b>23,404</b>
<b>Committed:</b>	<b>7,499</b>	<b>Delivered:</b> 9,161

Wednesday in the Southern Plains and Nebraska cash trading was slow on light demand. In Texas live traded 0.50-1.50 higher from 119.00-119.50. In Kansas live traded steady to 1.00 higher from 119.00-120.00. In Nebraska live traded 2.00 higher at 120.00, dressed traded at 191.00 on Tuesday. Wednesday in the Western Cornbelt cash trading was limited on light demand. Tuesday live traded 118.00-120.00, last week dressed traded from 187.00-190.00. Wednesday in Colorado cash trading was mostly inactive on light demand. Two weeks ago live from 119.00-120.00.

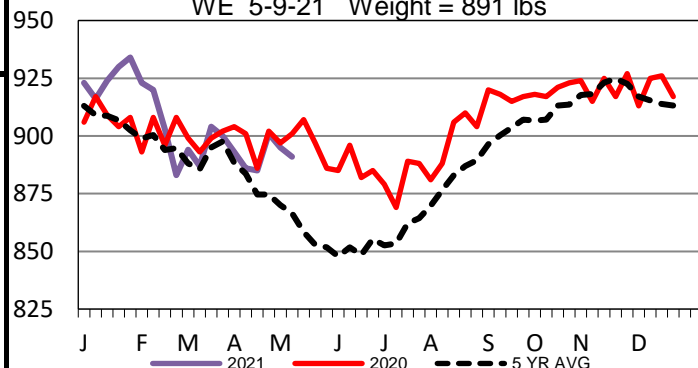
## Iowa-Minnesota Formula Carcass Weights

WE 5-9-21 Weight = 934 lbs



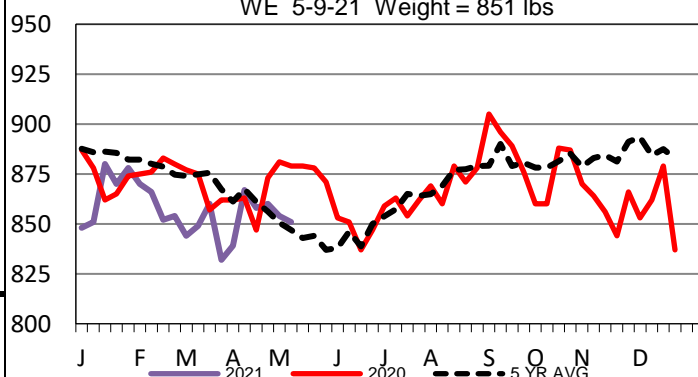
## Nebraska Formula Carcass Weights

WE 5-9-21 Weight = 891 lbs



## Colorado Formula Carcass Weights

WE 5-9-21 Weight = 851 lbs



## USDA Livestock, Poultry and Grain Market News

St. Joseph, Missouri

Phone: 816-676-7000

[stjoe.lpgmn@ams.usda.gov](mailto:stjoe.lpgmn@ams.usda.gov)