

Daily Direct Steer and Heifer Slaughter Cattle Summary

For Trade on:

Monday, May 10, 2021

LM CT100	5-AREA	LM CT109
Neg. Cash Volume:	3,397	Dressed Formula Vol: 39,441
Live Steer Avg:	\$120.91	Steer/Heifer Avg: \$190.59
Live Heifer Avg:	\$121.00	Dressed Neg. Grid Vol: 1,377
Dressed Steer Avg:	\$189.00	Steer/Heifer Avg: \$195.18
Dressed Heifer Avg:	\$0.00	TOTAL VOLUME: 44,215
LM CT106	TOTAL WK TO DATE VOLUME:	44,215
Committed:	88,336	Delivered: 98,936

LM CT118	TX-OK-NM	LM CT109
Neg. Cash Volume:	0	Dressed Formula Vol: 12,185
Live Steer Avg:	\$0.00	Steer/Heifer Avg: \$188.07
Live Heifer Avg:	\$0.00	Dressed Neg. Grid Vol: 0
Dressed Steer Avg:	\$0.00	Steer/Heifer Avg: \$0.00
Dressed Heifer Avg:	\$0.00	TOTAL VOLUME: 12,185
LM CT106	TOTAL WK TO DATE VOLUME:	12,185
Committed:	25,777	Delivered: 29,561

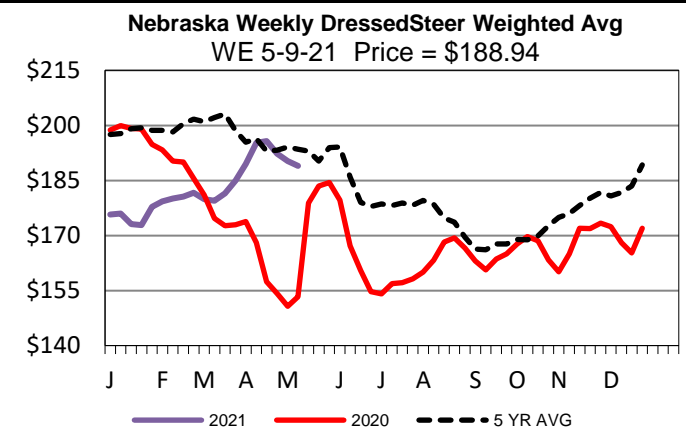
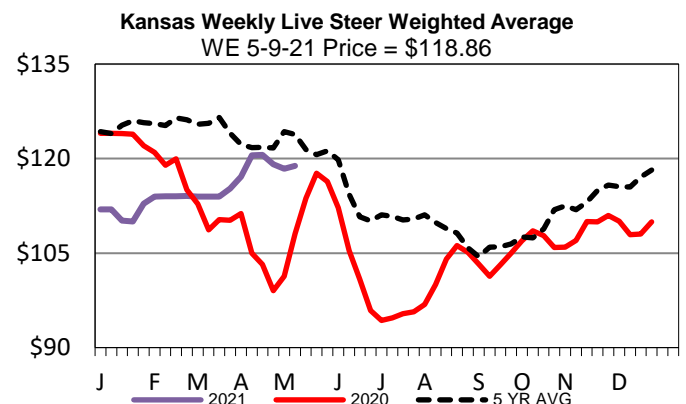
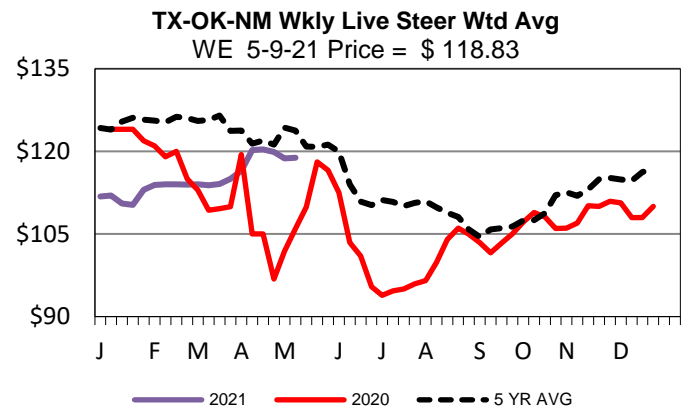
LM CT121	KANSAS	LM CT109
Neg. Cash Volume:	0	Dressed Formula Vol: 18,337
Live Steer Avg:	\$0.00	Steer/Heifer Avg: \$190.69
Live Heifer Avg:	\$0.00	Dressed Neg. Grid Vol: 143
Dressed Steer Avg:	\$0.00	Steer/Heifer Avg: \$193.18
Dressed Heifer Avg:	\$0.00	TOTAL VOLUME: 18,480
LM CT106	TOTAL WK TO DATE VOLUME:	18,480
Committed:	17,083	Delivered: 24,100

LM CT124	NEBRASKA	LM CT109
Neg. Cash Volume:	3,079	Dressed Formula Vol: 5,481
Live Steer Avg:	\$121.00	Steer/Heifer Avg: \$195.04
Live Heifer Avg:	\$121.00	Dressed Neg. Grid Vol: 602
Dressed Steer Avg:	\$0.00	Steer/Heifer Avg: \$195.74
Dressed Heifer Avg:	\$0.00	TOTAL VOLUME: 9,162
LM CT106	TOTAL WK TO DATE VOLUME:	9,162
Committed:	22,055	Delivered: 20,348

LM CT134	COLORADO	LM CT109
Neg. Cash Volume:	0	Dressed Formula Vol: 460
Live Steer Avg:	\$0.00	Steer/Heifer Avg: \$191.72
Live Heifer Avg:	\$0.00	Dressed Neg. Grid Vol: 0
Dressed Steer Avg:	\$0.00	Steer/Heifer Avg: \$0.00
Dressed Heifer Avg:	\$0.00	TOTAL VOLUME: 460
LM CT106	TOTAL WK TO DATE VOLUME:	460
Committed:	9,868	Delivered: 7,510

LM CT137	IA-MN	LM CT109
Neg. Cash Volume:	318	Dressed Formula Vol: 3,409
Live Steer Avg:	\$120.00	Steer/Heifer Avg: \$192.30
Live Heifer Avg:	\$0.00	Dressed Neg. Grid Vol: 632
Dressed Steer Avg:	\$0.00	Steer/Heifer Avg: \$195.11
Dressed Heifer Avg:	\$189.00	TOTAL VOLUME: 4,359
LM CT106	TOTAL WK TO DATE VOLUME:	4,359
Committed:	13,553	Delivered: 17,417

Monday cash trading was at a standstill in the Southern Plains and Colorado. In Nebraska cash trading was limited and light demand. A few live traded at 121.00. In the Western Cornbelt cash trading was mostly inactive with very light demand. Last week in the Texas live traded from 117.50-119.00. In Kansas live traded at 119.00. For the prior week in Nebraska live and dressed traded at 118.00 and from 188.00-190.00. In Colorado for two weeks ago live traded from 119.00-120.00. Last week in the Western Cornbelt live and dressed traded from 117.00-119.00 and from 187.00-190.00.



USDA Livestock, Poultry and Grain Market News

St. Joseph, Missouri

Phone: 816-676-7000

stjoe.lpgmn@ams.usda.gov