

Daily Direct Steer and Heifer Slaughter Cattle Summary

For Trade on:

Tuesday, May 04, 2021

LM CT100	5-AREA	LM CT109
Neg. Cash Volume:	45,550	Dressed Formula Vol: 31,778
Live Steer Avg:	\$118.22	Steer/Heifer Avg: \$197.26
Live Heifer Avg:	\$118.06	Dressed Neg. Grid Vol: 1,402
Dressed Steer Avg:	\$188.52	Steer/Heifer Avg: \$196.62
Dressed Heifer Avg:	\$188.49	TOTAL VOLUME: 78,730
LM CT106	TOTAL WK TO DATE VOLUME:	149,957
Committed:	91,032	Delivered: 73,143

LM CT118	TX-OK-NM	LM CT109
Neg. Cash Volume:	1,697	Dressed Formula Vol: 8,872
Live Steer Avg:	\$118.01	Steer/Heifer Avg: \$190.76
Live Heifer Avg:	\$117.50	Dressed Neg. Grid Vol: 0
Dressed Steer Avg:	\$0.00	Steer/Heifer Avg: \$0.00
Dressed Heifer Avg:	\$0.00	TOTAL VOLUME: 10,569
LM CT106	TOTAL WK TO DATE VOLUME:	32,049
Committed:	14,690	Delivered: 18,571

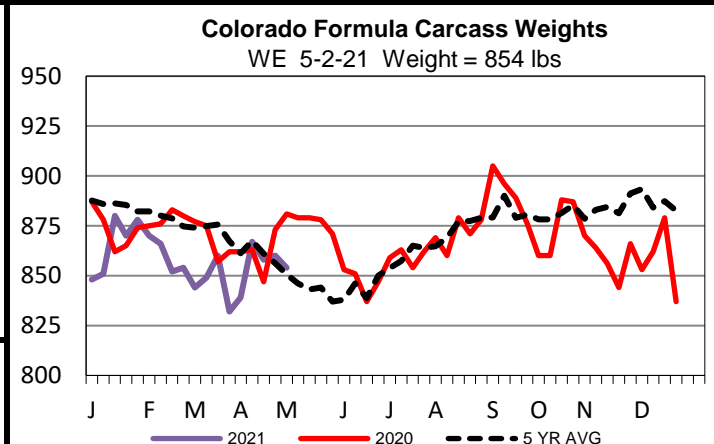
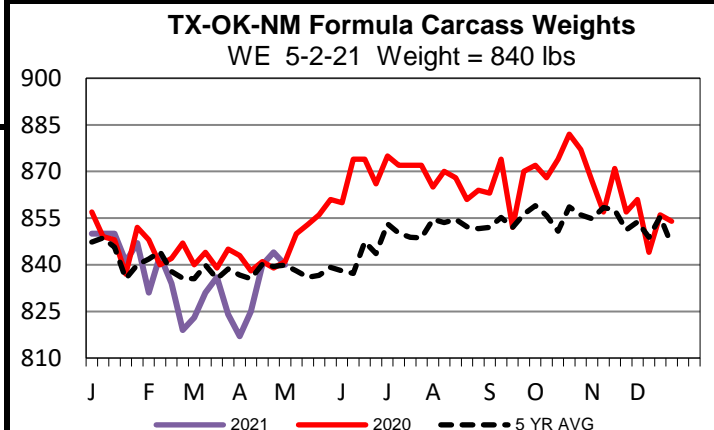
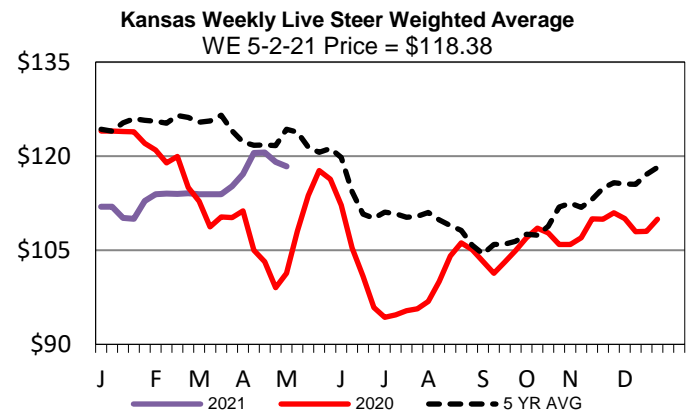
LM CT121	KANSAS	LM CT109
Neg. Cash Volume:	903	Dressed Formula Vol: 8,481
Live Steer Avg:	\$117.63	Steer/Heifer Avg: \$192.25
Live Heifer Avg:	\$119.00	Dressed Neg. Grid Vol: 310
Dressed Steer Avg:	\$1,879.00	Steer/Heifer Avg: \$195.47
Dressed Heifer Avg:	\$0.00	TOTAL VOLUME: 9,694
LM CT106	TOTAL WK TO DATE VOLUME:	38,765
Committed:	17,227	Delivered: 19,949

LM CT124	NEBRASKA	LM CT109
Neg. Cash Volume:	21,824	Dressed Formula Vol: 7,671
Live Steer Avg:	\$117.90	Steer/Heifer Avg: \$205.90
Live Heifer Avg:	\$117.63	Dressed Neg. Grid Vol: 621
Dressed Steer Avg:	\$188.99	Steer/Heifer Avg: \$197.19
Dressed Heifer Avg:	\$188.56	TOTAL VOLUME: 30,116
LM CT106	TOTAL WK TO DATE VOLUME:	47,476
Committed:	34,465	Delivered: 18,133

LM CT134	COLORADO	LM CT109
Neg. Cash Volume:	564	Dressed Formula Vol: 4,449
Live Steer Avg:	\$118.00	Steer/Heifer Avg: \$204.43
Live Heifer Avg:	\$118.00	Dressed Neg. Grid Vol: 126
Dressed Steer Avg:	\$0.00	Steer/Heifer Avg: \$198.10
Dressed Heifer Avg:	\$0.00	TOTAL VOLUME: 5,139
LM CT106	TOTAL WK TO DATE VOLUME:	5,391
Committed:	3,119	Delivered: 6,933

LM CT137	IA-MN	LM CT109
Neg. Cash Volume:	20,562	Dressed Formula Vol: 2,335
Live Steer Avg:	\$118.54	Steer/Heifer Avg: \$198.10
Live Heifer Avg:	\$118.74	Dressed Neg. Grid Vol: 345
Dressed Steer Avg:	\$188.07	Steer/Heifer Avg: \$196.09
Dressed Heifer Avg:	\$188.39	TOTAL VOLUME: 23,242
LM CT106	TOTAL WK TO DATE VOLUME:	26,698
Committed:	21,531	Delivered: 9,557

Tuesday cash trading in Nebraska was light to moderate on moderate demand with live mostly steady to 0.50 higher at 118.00 and dressed 1.00 to 2.00 lower from 188.00-190.00. In the Western Cornbelt cash trading was light to moderate on moderate demand with live steady to 2.00 lower from 118.00-119.00 and dressed 1.00 to 3.00 lower from 187.00-190.00. Cash trading in the Southern Plains and Colorado was limited on light demand. Last week in the Southern Plains live traded from 118.00-119.00. In Colorado last week, live traded from 119.00-120.00.



USDA Livestock, Poultry and Grain Market News

St. Joseph, Missouri

Phone: 816-676-7000

stjoe.lpgmn@ams.usda.gov