

## Daily Direct Steer and Heifer Slaughter Cattle Summary

For Trade on:

Monday, May 03, 2021

<a href="#">LM CT100</a>	<b>5-AREA</b>	<a href="#">LM CT109</a>
<b>Neg. Cash Volume:</b>	12,910	<b>Dressed Formula Vol:</b> 56,632
Live Steer Avg:	\$118.24	Steer/Heifer Avg: \$191.33
Live Heifer Avg:	\$118.17	<b>Dressed Neg. Grid Vol:</b> 1,685
Dressed Steer Avg:	\$189.34	Steer/Heifer Avg: \$192.82
Dressed Heifer Avg:	\$188.92	<b>TOTAL VOLUME:</b> 71,227
<a href="#">LM CT106</a>	<b>TOTAL WK TO DATE VOLUME:</b>	<b>71,227</b>
<b>Committed:</b>	<b>83,300</b>	<b>Delivered:</b> 69,204

<a href="#">LM CT118</a>	<b>TX-OK-NM</b>	<a href="#">LM CT109</a>
<b>Neg. Cash Volume:</b>	1,920	<b>Dressed Formula Vol:</b> 19,311
Live Steer Avg:	\$119.00	Steer/Heifer Avg: \$189.70
Live Heifer Avg:	\$119.00	<b>Dressed Neg. Grid Vol:</b> 249
Dressed Steer Avg:	\$0.00	Steer/Heifer Avg: \$190.89
Dressed Heifer Avg:	\$0.00	<b>TOTAL VOLUME:</b> 21,480
<a href="#">LM CT106</a>	<b>TOTAL WK TO DATE VOLUME:</b>	<b>21,480</b>
<b>Committed:</b>	<b>17,564</b>	<b>Delivered:</b> 13,724

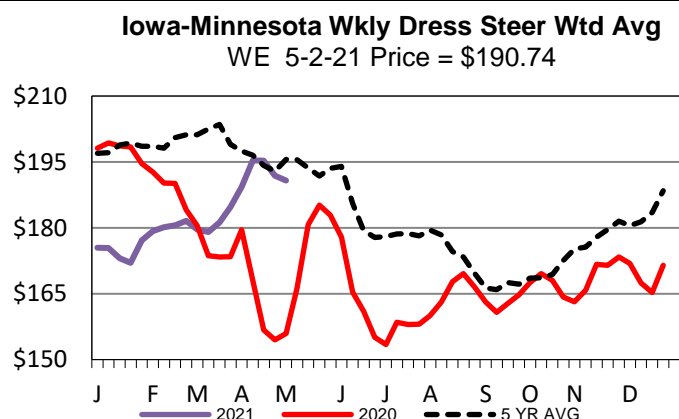
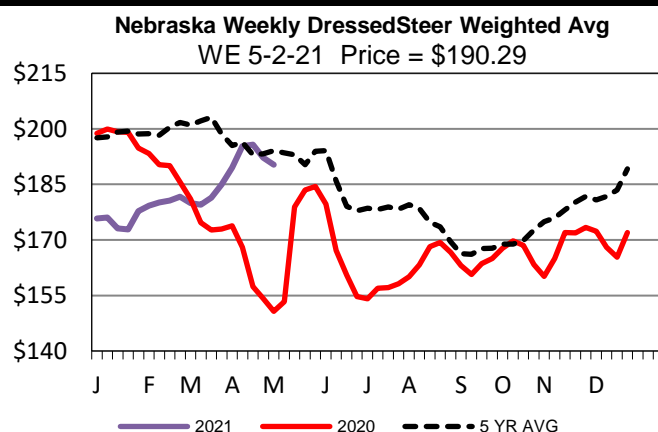
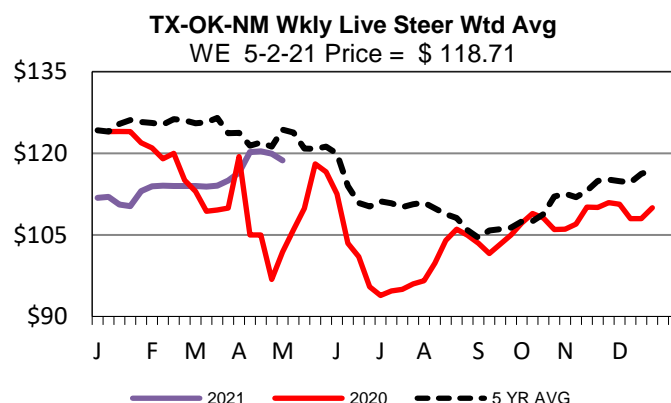
<a href="#">LM CT121</a>	<b>KANSAS</b>	<a href="#">LM CT109</a>
<b>Neg. Cash Volume:</b>	1,488	<b>Dressed Formula Vol:</b> 26,905
Live Steer Avg:	\$119.00	Steer/Heifer Avg: \$190.29
Live Heifer Avg:	\$119.00	<b>Dressed Neg. Grid Vol:</b> 678
Dressed Steer Avg:	\$190.00	Steer/Heifer Avg: \$188.28
Dressed Heifer Avg:	\$0.00	<b>TOTAL VOLUME:</b> 29,071
<a href="#">LM CT106</a>	<b>TOTAL WK TO DATE VOLUME:</b>	<b>29,071</b>
<b>Committed:</b>	<b>22,302</b>	<b>Delivered:</b> 20,692

<a href="#">LM CT124</a>	<b>NEBRASKA</b>	<a href="#">LM CT109</a>
<b>Neg. Cash Volume:</b>	8,695	<b>Dressed Formula Vol:</b> 8,130
Live Steer Avg:	\$117.79	Steer/Heifer Avg: \$197.63
Live Heifer Avg:	\$117.80	<b>Dressed Neg. Grid Vol:</b> 535
Dressed Steer Avg:	\$189.89	Steer/Heifer Avg: \$199.73
Dressed Heifer Avg:	\$189.86	<b>TOTAL VOLUME:</b> 17,360
<a href="#">LM CT106</a>	<b>TOTAL WK TO DATE VOLUME:</b>	<b>17,360</b>
<b>Committed:</b>	<b>25,600</b>	<b>Delivered:</b> 15,746

<a href="#">LM CT134</a>	<b>COLORADO</b>	<a href="#">LM CT109</a>
<b>Neg. Cash Volume:</b>	0	<b>Dressed Formula Vol:</b> 162
Live Steer Avg:	\$0.00	Steer/Heifer Avg: \$202.33
Live Heifer Avg:	\$0.00	<b>Dressed Neg. Grid Vol:</b> 90
Dressed Steer Avg:	\$0.00	Steer/Heifer Avg: \$198.22
Dressed Heifer Avg:	\$0.00	<b>TOTAL VOLUME:</b> 252
<a href="#">LM CT106</a>	<b>TOTAL WK TO DATE VOLUME:</b>	<b>252</b>
<b>Committed:</b>	<b>7,814</b>	<b>Delivered:</b> 7,556

<a href="#">LM CT137</a>	<b>IA-MN</b>	<a href="#">LM CT109</a>
<b>Neg. Cash Volume:</b>	807	<b>Dressed Formula Vol:</b> 2,361
Live Steer Avg:	\$117.00	Steer/Heifer Avg: \$194.01
Live Heifer Avg:	\$117.00	<b>Dressed Neg. Grid Vol:</b> 288
Dressed Steer Avg:	\$187.00	Steer/Heifer Avg: \$194.39
Dressed Heifer Avg:	\$187.00	<b>TOTAL VOLUME:</b> 3,456
<a href="#">LM CT106</a>	<b>TOTAL WK TO DATE VOLUME:</b>	<b>3,456</b>
<b>Committed:</b>	<b>10,020</b>	<b>Delivered:</b> 11,486

Monday cash trading was slow on light demand in Nebraska with live 1.50-2.00 lower from 117.50-118.00. Last week in Nebraska dressed traded from 190.00-191.00. Cash trading in the Southern Plains has been limited on light demand with a few live at 119.00. Last week live traded from 118.00-119.00. Cash trading in the Western Cornbelt was mostly inactive on very light demand. In Colorado cash trading was at a standstill. Last week in Colorado live traded from 119.00-120.00. In the Western Cornbelt last week live traded at 119.00 and dressed traded from 190.00-191.00.



## USDA Livestock, Poultry and Grain Market News

St. Joseph, Missouri

Phone: 816-676-7000

[stjoe.lpgmn@ams.usda.gov](mailto:stjoe.lpgmn@ams.usda.gov)