

Daily Direct Steer and Heifer Slaughter Cattle Summary

For Trade on:

Thursday, April 29, 2021

LM CT100	5-AREA	LM CT109
Neg. Cash Volume:	6,067	Dressed Formula Vol: 36,335
Live Steer Avg:	\$118.81	Steer/Heifer Avg: \$194.26
Live Heifer Avg:	\$119.00	Dressed Neg. Grid Vol: 2,069
Dressed Steer Avg:	\$190.94	Steer/Heifer Avg: \$193.71
Dressed Heifer Avg:	\$193.79	TOTAL VOLUME: 44,471
LM CT106	TOTAL WK TO DATE VOLUME:	220,244
Committed:	54,888	Delivered: 68,690

LM CT118	TX-OK-NM	LM CT109
Neg. Cash Volume:	0	Dressed Formula Vol: 12,733
Live Steer Avg:	\$0.00	Steer/Heifer Avg: \$190.50
Live Heifer Avg:	\$0.00	Dressed Neg. Grid Vol: 0
Dressed Steer Avg:	\$0.00	Steer/Heifer Avg: \$0.00
Dressed Heifer Avg:	\$0.00	TOTAL VOLUME: 12,733
LM CT106	TOTAL WK TO DATE VOLUME:	62,990
Committed:	13,274	Delivered: 19,705

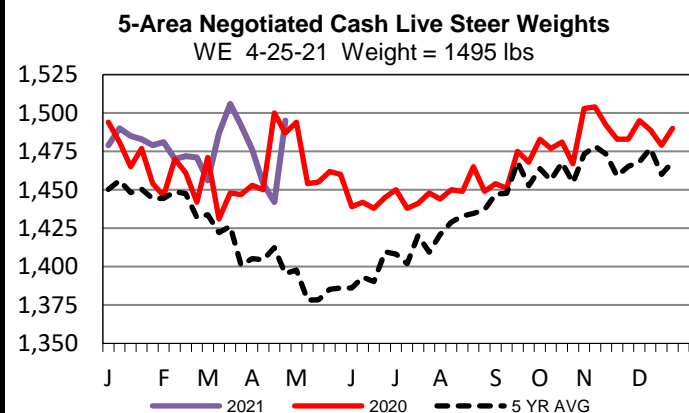
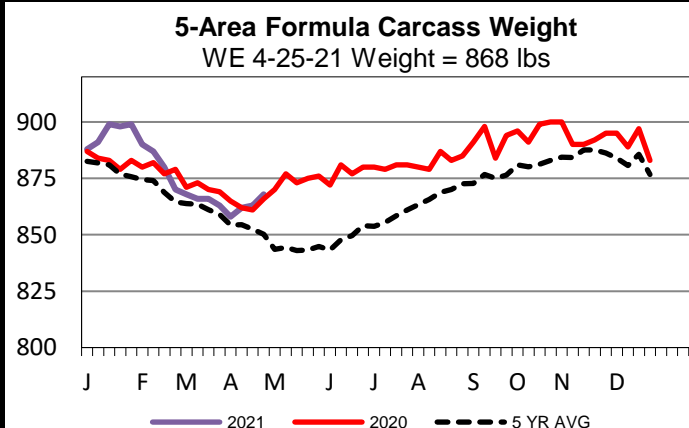
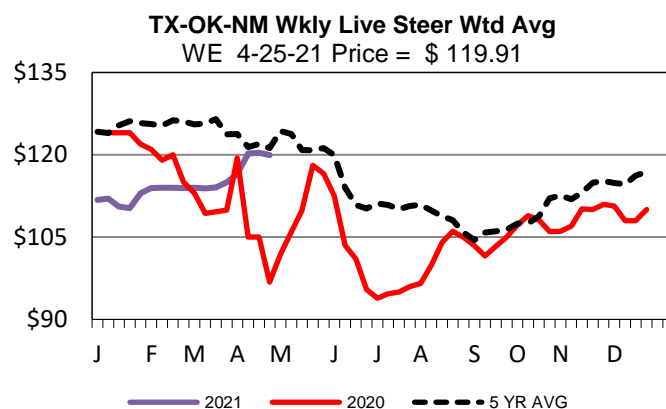
LM CT121	KANSAS	LM CT109
Neg. Cash Volume:	867	Dressed Formula Vol: 10,048
Live Steer Avg:	\$118.00	Steer/Heifer Avg: \$191.26
Live Heifer Avg:	\$0.00	Dressed Neg. Grid Vol: 646
Dressed Steer Avg:	\$0.00	Steer/Heifer Avg: \$192.43
Dressed Heifer Avg:	\$0.00	TOTAL VOLUME: 11,561
LM CT106	TOTAL WK TO DATE VOLUME:	64,954
Committed:	19,686	Delivered: 17,133

LM CT124	NEBRASKA	LM CT109
Neg. Cash Volume:	709	Dressed Formula Vol: 6,125
Live Steer Avg:	\$0.00	Steer/Heifer Avg: \$199.88
Live Heifer Avg:	\$0.00	Dressed Neg. Grid Vol: 922
Dressed Steer Avg:	\$190.97	Steer/Heifer Avg: \$194.25
Dressed Heifer Avg:	\$0.00	TOTAL VOLUME: 7,756
LM CT106	TOTAL WK TO DATE VOLUME:	52,302
Committed:	14,532	Delivered: 17,819

LM CT134	COLORADO	LM CT109
Neg. Cash Volume:	0	Dressed Formula Vol: 4,334
Live Steer Avg:	\$0.00	Steer/Heifer Avg: \$203.23
Live Heifer Avg:	\$0.00	Dressed Neg. Grid Vol: 169
Dressed Steer Avg:	\$0.00	Steer/Heifer Avg: \$196.61
Dressed Heifer Avg:	\$0.00	TOTAL VOLUME: 4,503
LM CT106	TOTAL WK TO DATE VOLUME:	16,503
Committed:	2,880	Delivered: 5,893

LM CT137	IA-MN	LM CT109
Neg. Cash Volume:	4,491	Dressed Formula Vol: 3,449
Live Steer Avg:	\$119.10	Steer/Heifer Avg: \$196.02
Live Heifer Avg:	\$119.00	Dressed Neg. Grid Vol: 420
Dressed Steer Avg:	\$190.94	Steer/Heifer Avg: \$195.17
Dressed Heifer Avg:	\$193.79	TOTAL VOLUME: 8,360
LM CT106	TOTAL WK TO DATE VOLUME:	24,120
Committed:	4,516	Delivered: 8,140

Thursday cash trading was limited on light demand in Kansas, Nebraska, and the Western Cornbelt. Cash trading was at a standstill in the Texas Panhandle and Colorado. On Wednesday live traded from 118.00-119.00 in the Texas Panhandle and at 118.00 in Kansas. On Wednesday in Nebraska, live traded from 119.00-120.00 and dressed traded from 190.00-191.00. On Monday in Colorado live traded at 119.00. On Wednesday in the Western Cornbelt live traded at 119.00 and dressed traded from 190.00-191.00.



USDA Livestock, Poultry and Grain Market News

St. Joseph, Missouri

Phone: 816-676-7000

stjoe.lpgmn@ams.usda.gov