

## Daily Direct Steer and Heifer Slaughter Cattle Summary

For Trade on:

Monday, April 26, 2021

<a href="#">LM CT100</a>	<b>5-AREA</b>	<a href="#">LM CT109</a>
<b>Neg. Cash Volume:</b>	3,003	<b>Dressed Formula Vol:</b> 55,085
Live Steer Avg:	\$118.67	Steer/Heifer Avg: \$192.62
Live Heifer Avg:	\$1,119.14	<b>Dressed Neg. Grid Vol:</b> 2,182
Dressed Steer Avg:	\$0.00	Steer/Heifer Avg: \$191.27
Dressed Heifer Avg:	\$0.00	<b>TOTAL VOLUME:</b> 60,270
<a href="#">LM CT106</a>	<b>TOTAL WK TO DATE VOLUME:</b>	<b>60,270</b>
<b>Committed:</b>	<b>93,753</b>	<b>Delivered:</b> 72,763

<a href="#">LM CT118</a>	<b>TX-OK-NM</b>	<a href="#">LM CT109</a>
<b>Neg. Cash Volume:</b>	0	<b>Dressed Formula Vol:</b> 19,081
Live Steer Avg:	\$0.00	Steer/Heifer Avg: \$190.21
Live Heifer Avg:	\$0.00	<b>Dressed Neg. Grid Vol:</b> 239
Dressed Steer Avg:	\$0.00	Steer/Heifer Avg: \$188.62
Dressed Heifer Avg:	\$0.00	<b>TOTAL VOLUME:</b> 19,320
<a href="#">LM CT106</a>	<b>TOTAL WK TO DATE VOLUME:</b>	<b>19,320</b>
<b>Committed:</b>	<b>40,691</b>	<b>Delivered:</b> 19,927

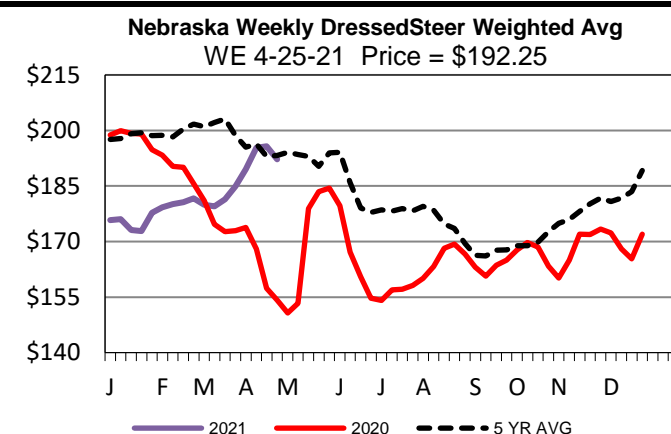
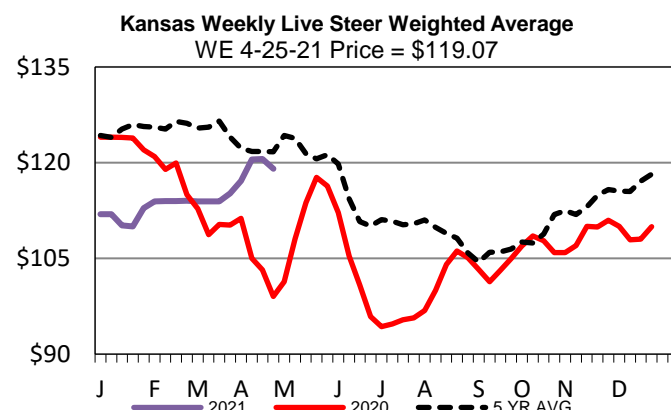
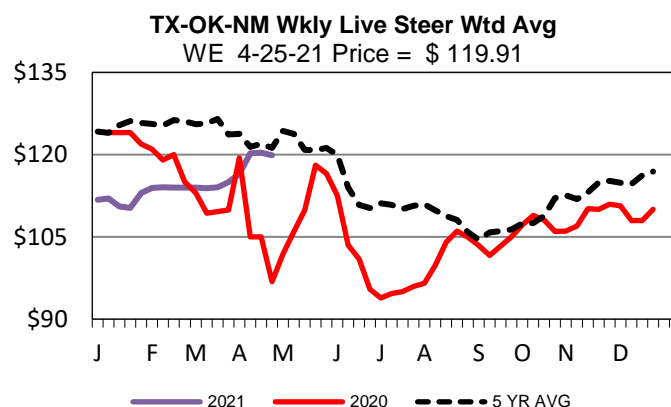
<a href="#">LM CT121</a>	<b>KANSAS</b>	<a href="#">LM CT109</a>
<b>Neg. Cash Volume:</b>	479	<b>Dressed Formula Vol:</b> 25,818
Live Steer Avg:	\$118.00	Steer/Heifer Avg: \$191.96
Live Heifer Avg:	\$0.00	<b>Dressed Neg. Grid Vol:</b> 972
Dressed Steer Avg:	\$0.00	Steer/Heifer Avg: \$190.74
Dressed Heifer Avg:	\$0.00	<b>TOTAL VOLUME:</b> 27,269
<a href="#">LM CT106</a>	<b>TOTAL WK TO DATE VOLUME:</b>	<b>27,269</b>
<b>Committed:</b>	<b>17,460</b>	<b>Delivered:</b> 20,065

<a href="#">LM CT124</a>	<b>NEBRASKA</b>	<a href="#">LM CT109</a>
<b>Neg. Cash Volume:</b>	1,104	<b>Dressed Formula Vol:</b> 7,227
Live Steer Avg:	\$119.00	Steer/Heifer Avg: \$199.23
Live Heifer Avg:	\$120.00	<b>Dressed Neg. Grid Vol:</b> 568
Dressed Steer Avg:	\$0.00	Steer/Heifer Avg: \$191.60
Dressed Heifer Avg:	\$0.00	<b>TOTAL VOLUME:</b> 8,899
<a href="#">LM CT106</a>	<b>TOTAL WK TO DATE VOLUME:</b>	<b>8,899</b>
<b>Committed:</b>	<b>13,176</b>	<b>Delivered:</b> 15,029

<a href="#">LM CT134</a>	<b>COLORADO</b>	<a href="#">LM CT109</a>
<b>Neg. Cash Volume:</b>	1,302	<b>Dressed Formula Vol:</b> 1,936
Live Steer Avg:	\$119.00	Steer/Heifer Avg: \$199.11
Live Heifer Avg:	\$119.00	<b>Dressed Neg. Grid Vol:</b> 117
Dressed Steer Avg:	\$0.00	Steer/Heifer Avg: \$200.19
Dressed Heifer Avg:	\$0.00	<b>TOTAL VOLUME:</b> 3,355
<a href="#">LM CT106</a>	<b>TOTAL WK TO DATE VOLUME:</b>	<b>3,355</b>
<b>Committed:</b>	<b>10,431</b>	<b>Delivered:</b> 8,022

<a href="#">LM CT137</a>	<b>IA-MN</b>	<a href="#">LM CT109</a>
<b>Neg. Cash Volume:</b>	118	<b>Dressed Formula Vol:</b> 1,124
Live Steer Avg:	\$118.00	Steer/Heifer Avg: \$195.81
Live Heifer Avg:	\$0.00	<b>Dressed Neg. Grid Vol:</b> 286
Dressed Steer Avg:	\$0.00	Steer/Heifer Avg: \$190.99
Dressed Heifer Avg:	\$0.00	<b>TOTAL VOLUME:</b> 1,528
<a href="#">LM CT106</a>	<b>TOTAL WK TO DATE VOLUME:</b>	<b>1,528</b>
<b>Committed:</b>	<b>11,995</b>	<b>Delivered:</b> 9,720

Monday cash trading in Colorado was limited on light demand with live 2.00 lower 119.00. Cash trading was mostly inactive on very light demand in Kansas, Nebraska, and the Western Cornbelt and was at a standstill in the Texas Panhandle. Last week in the Texas Panhandle live traded at 120.00. In Kansas, live traded from 118.00-120.00. In Nebraska, live traded from 121.00-123.00 and dressed traded at 192.00. In the Western Cornbelt, live traded from 120.00-123.00 and dressed traded at 192.00.



## USDA Livestock, Poultry and Grain Market News

St. Joseph, Missouri

Phone: 816-676-7000

[stjoe.lpgmn@ams.usda.gov](mailto:stjoe.lpgmn@ams.usda.gov)