

Daily Direct Steer and Heifer Slaughter Cattle Summary

For Trade on:

Thursday, April 22, 2021

LM CT100	5-AREA	LM CT109
Neg. Cash Volume:	25,927	Dressed Formula Vol: 46,556
Live Steer Avg:	\$120.99	Steer/Heifer Avg: \$194.52
Live Heifer Avg:	\$121.18	Dressed Neg. Grid Vol: 1,211
Dressed Steer Avg:	\$191.94	Steer/Heifer Avg: \$195.07
Dressed Heifer Avg:	\$192.04	TOTAL VOLUME: 73,694
LM CT106	TOTAL WK TO DATE VOLUME:	230,008
Committed:	81,895	Delivered: 69,958

LM CT118	TX-OK-NM	LM CT109
Neg. Cash Volume:	71	Dressed Formula Vol: 20,928
Live Steer Avg:	\$119.00	Steer/Heifer Avg: \$191.43
Live Heifer Avg:	\$0.00	Dressed Neg. Grid Vol: 0
Dressed Steer Avg:	\$0.00	Steer/Heifer Avg: \$0.00
Dressed Heifer Avg:	\$0.00	TOTAL VOLUME: 20,999
LM CT106	TOTAL WK TO DATE VOLUME:	57,426
Committed:	24,722	Delivered: 23,678

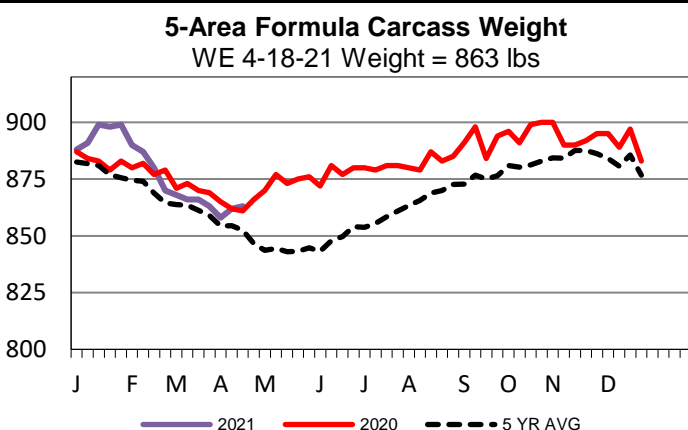
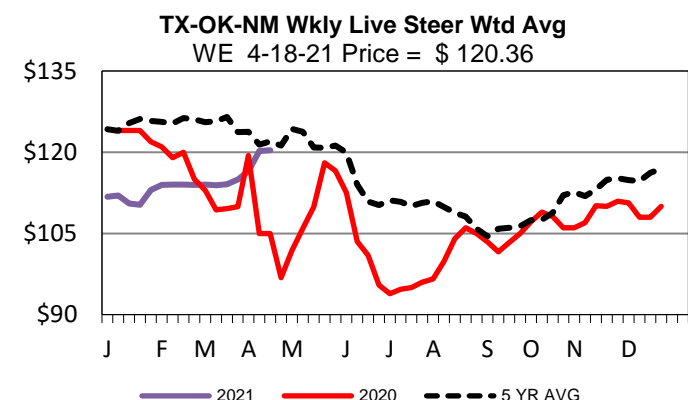
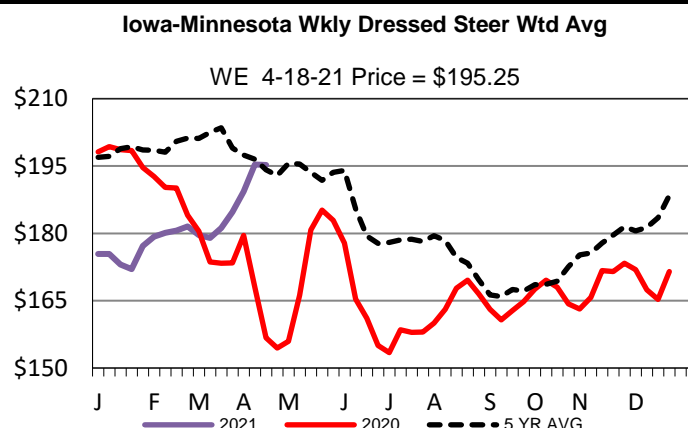
LM CT121	KANSAS	LM CT109
Neg. Cash Volume:	814	Dressed Formula Vol: 13,895
Live Steer Avg:	\$118.00	Steer/Heifer Avg: \$192.70
Live Heifer Avg:	\$118.00	Dressed Neg. Grid Vol: 0
Dressed Steer Avg:	\$0.00	Steer/Heifer Avg: \$0.00
Dressed Heifer Avg:	\$0.00	TOTAL VOLUME: 14,709
LM CT106	TOTAL WK TO DATE VOLUME:	70,522
Committed:	13,299	Delivered: 16,529

LM CT124	NEBRASKA	LM CT109
Neg. Cash Volume:	10,666	Dressed Formula Vol: 5,945
Live Steer Avg:	\$120.96	Steer/Heifer Avg: \$203.37
Live Heifer Avg:	\$121.62	Dressed Neg. Grid Vol: 491
Dressed Steer Avg:	\$192.00	Steer/Heifer Avg: \$195.19
Dressed Heifer Avg:	\$192.00	TOTAL VOLUME: 17,102
LM CT106	TOTAL WK TO DATE VOLUME:	53,076
Committed:	25,500	Delivered: 15,412

LM CT134	COLORADO	LM CT109
Neg. Cash Volume:	1,708	Dressed Formula Vol: 3,295
Live Steer Avg:	\$121.00	Steer/Heifer Avg: \$203.28
Live Heifer Avg:	\$0.00	Dressed Neg. Grid Vol: 157
Dressed Steer Avg:	\$0.00	Steer/Heifer Avg: \$189.93
Dressed Heifer Avg:	\$0.00	TOTAL VOLUME: 5,160
LM CT106	TOTAL WK TO DATE VOLUME:	13,679
Committed:	3,404	Delivered: 5,045

LM CT137	IA-MN	LM CT109
Neg. Cash Volume:	12,668	Dressed Formula Vol: 2,742
Live Steer Avg:	\$121.36	Steer/Heifer Avg: \$198.17
Live Heifer Avg:	\$121.12	Dressed Neg. Grid Vol: 683
Dressed Steer Avg:	\$191.76	Steer/Heifer Avg: \$196.21
Dressed Heifer Avg:	\$192.07	TOTAL VOLUME: 16,093
LM CT106	TOTAL WK TO DATE VOLUME:	35,949
Committed:	14,970	Delivered: 9,294

Thursday in Nebraska and Western Cornbelt cash trading was slow to moderate with moderate demand. In Nebraska live traded 1.00-2.00 lower at 121.00 and dressed traded 4.00 lower at 192.00. In the Western Cornbelt live traded 1.00-3.00 lower from 120.00-122.00 and dressed traded 2.00-4.00 lower at 192.00. Thursday in Colorado cash trading was limited on light demand. Live traded 1.00-2.00 lower at 121.00. Thursday in the South Plains cash trading was mostly inactive on very light demand. Wednesday in the Texas live at 120.00 and Kansas live from 118.00-120.00.



USDA Livestock, Poultry and Grain Market News

St. Joseph, Missouri

Phone: 816-676-7000

stjoe.lpgmn@ams.usda.gov