

Daily Direct Steer and Heifer Slaughter Cattle Summary

For Trade on:

Wednesday, April 21, 2021

LM CT100	5-AREA	LM CT109
Neg. Cash Volume:	24,973	Dressed Formula Vol: 32,056
Live Steer Avg:	\$121.35	Steer/Heifer Avg: \$196.01
Live Heifer Avg:	\$121.03	Dressed Neg. Grid Vol: 3,011
Dressed Steer Avg:	\$192.56	Steer/Heifer Avg: \$194.98
Dressed Heifer Avg:	\$193.27	TOTAL VOLUME: 60,040
LM CT106	TOTAL WK TO DATE VOLUME:	156,314
Committed:	89,210	Delivered: 66,072

LM CT118	TX-OK-NM	LM CT109
Neg. Cash Volume:	3,597	Dressed Formula Vol: 8,790
Live Steer Avg:	\$119.95	Steer/Heifer Avg: \$194.57
Live Heifer Avg:	\$119.79	Dressed Neg. Grid Vol: 0
Dressed Steer Avg:	\$0.00	Steer/Heifer Avg: \$0.00
Dressed Heifer Avg:	\$0.00	TOTAL VOLUME: 12,387
LM CT106	TOTAL WK TO DATE VOLUME:	36,427
Committed:	19,015	Delivered: 17,204

LM CT121	KANSAS	LM CT109
Neg. Cash Volume:	5,531	Dressed Formula Vol: 10,055
Live Steer Avg:	\$119.18	Steer/Heifer Avg: \$193.42
Live Heifer Avg:	\$119.68	Dressed Neg. Grid Vol: 40
Dressed Steer Avg:	\$0.00	Steer/Heifer Avg: \$195.72
Dressed Heifer Avg:	\$0.00	TOTAL VOLUME: 15,626
LM CT106	TOTAL WK TO DATE VOLUME:	55,813
Committed:	19,140	Delivered: 18,646

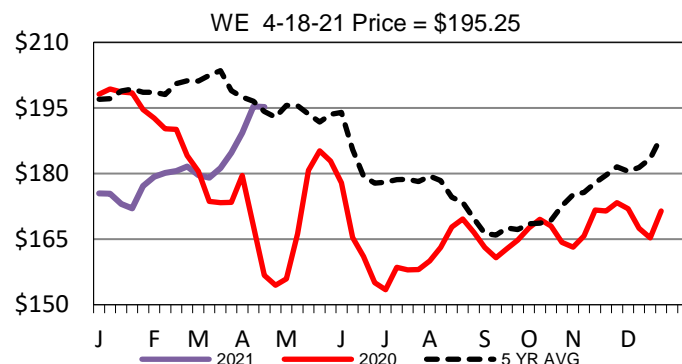
LM CT124	NEBRASKA	LM CT109
Neg. Cash Volume:	8,198	Dressed Formula Vol: 9,754
Live Steer Avg:	\$123.01	Steer/Heifer Avg: \$200.24
Live Heifer Avg:	\$122.82	Dressed Neg. Grid Vol: 1,393
Dressed Steer Avg:	\$193.65	Steer/Heifer Avg: \$195.57
Dressed Heifer Avg:	\$195.29	TOTAL VOLUME: 19,345
LM CT106	TOTAL WK TO DATE VOLUME:	35,974
Committed:	31,923	Delivered: 14,234

LM CT134	COLORADO	LM CT109
Neg. Cash Volume:	0	Dressed Formula Vol: 1,445
Live Steer Avg:	\$0.00	Steer/Heifer Avg: \$194.10
Live Heifer Avg:	\$0.00	Dressed Neg. Grid Vol: 120
Dressed Steer Avg:	\$0.00	Steer/Heifer Avg: \$188.97
Dressed Heifer Avg:	\$0.00	TOTAL VOLUME: 1,565
LM CT106	TOTAL WK TO DATE VOLUME:	8,519
Committed:	5,201	Delivered: 5,754

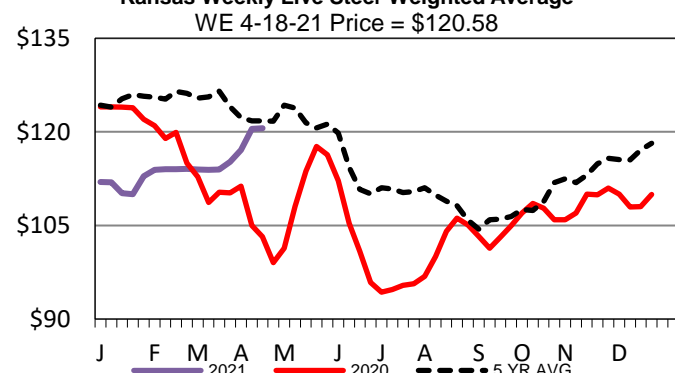
LM CT137	IA-MN	LM CT109
Neg. Cash Volume:	7,647	Dressed Formula Vol: 2,047
Live Steer Avg:	\$122.42	Steer/Heifer Avg: \$196.26
Live Heifer Avg:	\$121.85	Dressed Neg. Grid Vol: 1,458
Dressed Steer Avg:	\$191.95	Steer/Heifer Avg: \$194.89
Dressed Heifer Avg:	\$192.00	TOTAL VOLUME: 11,152
LM CT106	TOTAL WK TO DATE VOLUME:	19,856
Committed:	13,931	Delivered: 10,234

Wednesday in Texas, Nebraska and Western Cornbelt cash trading was slow on light demand. In Kansas cash trading was slow with moderate demand. In Texas live traded steady at 120.00. In Kansas live traded 1.00-2.00 lower from 118.00-120.00. In Nebraska live traded steady to 3.00 lower from 122.00-123.00. Last week dressed traded at 196.00. In the Western Cornbelt live traded unevenly steady at 123.00. Last week dressed traded from 194.00-196.00. Wednesday in Colorado cash trading was at a standstill. Last week live purchases traded from 122.00-123.00.

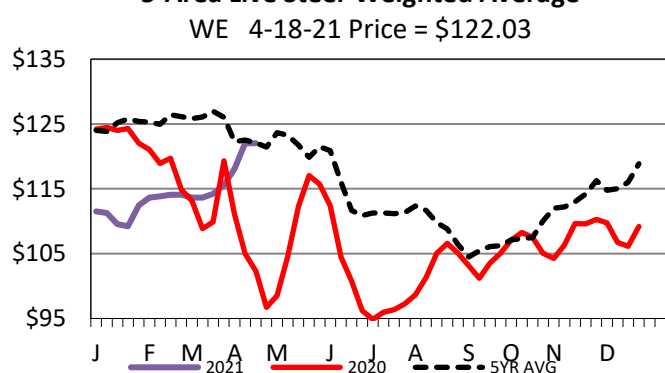
Iowa-Minnesota Wkly Dressed Steer Wtd Avg



Kansas Weekly Live Steer Weighted Average



5-Area Live Steer Weighted Average



USDA Livestock, Poultry and Grain Market News

St. Joseph, Missouri

Phone: 816-676-7000

stjoe.lpgmn@ams.usda.gov