

## Daily Direct Steer and Heifer Slaughter Cattle Summary

For Trade on:

Thursday, April 15, 2021

|                          |                                 |                                     |
|--------------------------|---------------------------------|-------------------------------------|
| <a href="#">LM CT100</a> | <b>5-AREA</b>                   | <a href="#">LM CT109</a>            |
| <b>Neg. Cash Volume:</b> | 58,699                          | <b>Dressed Formula Vol:</b> 32,203  |
| Live Steer Avg:          | \$122.05                        | Steer/Heifer Avg: \$195.39          |
| Live Heifer Avg:         | \$121.24                        | <b>Dressed Neg. Grid Vol:</b> 2,676 |
| Dressed Steer Avg:       | \$195.66                        | Steer/Heifer Avg: \$191.71          |
| Dressed Heifer Avg:      | \$195.85                        | <b>TOTAL VOLUME:</b> 93,578         |
| <a href="#">LM CT106</a> | <b>TOTAL WK TO DATE VOLUME:</b> | <b>218,499</b>                      |
| <b>Committed:</b>        | <b>107,957</b>                  | <b>Delivered:</b> 56,750            |

|                          |                                 |                                    |
|--------------------------|---------------------------------|------------------------------------|
| <a href="#">LM CT118</a> | <b>TX-OK-NM</b>                 | <a href="#">LM CT109</a>           |
| <b>Neg. Cash Volume:</b> | 7,229                           | <b>Dressed Formula Vol:</b> 11,486 |
| Live Steer Avg:          | \$120.25                        | Steer/Heifer Avg: \$192.56         |
| Live Heifer Avg:         | \$120.00                        | <b>Dressed Neg. Grid Vol:</b> 0    |
| Dressed Steer Avg:       | \$0.00                          | Steer/Heifer Avg: \$0.00           |
| Dressed Heifer Avg:      | \$0.00                          | <b>TOTAL VOLUME:</b> 18,715        |
| <a href="#">LM CT106</a> | <b>TOTAL WK TO DATE VOLUME:</b> | <b>59,422</b>                      |
| <b>Committed:</b>        | <b>25,366</b>                   | <b>Delivered:</b> 8,438            |

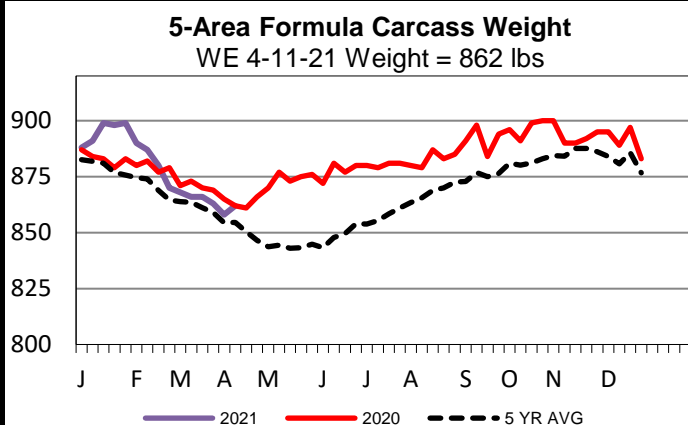
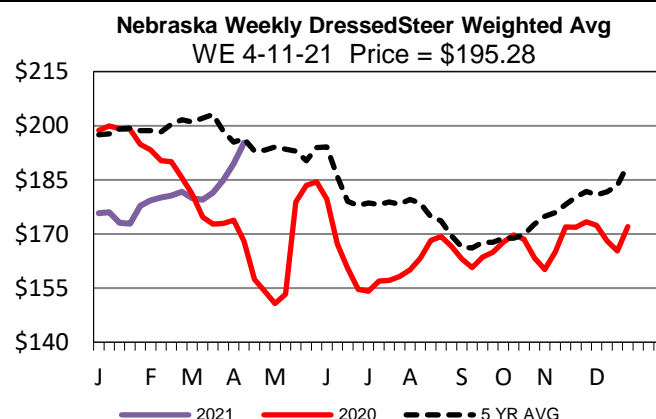
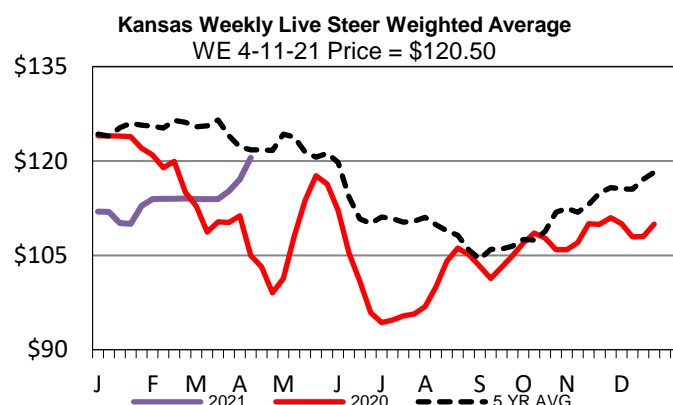
|                          |                                 |                                   |
|--------------------------|---------------------------------|-----------------------------------|
| <a href="#">LM CT121</a> | <b>KANSAS</b>                   | <a href="#">LM CT109</a>          |
| <b>Neg. Cash Volume:</b> | 10,711                          | <b>Dressed Formula Vol:</b> 9,517 |
| Live Steer Avg:          | \$120.54                        | Steer/Heifer Avg: \$192.30        |
| Live Heifer Avg:         | \$120.73                        | <b>Dressed Neg. Grid Vol:</b> 300 |
| Dressed Steer Avg:       | \$196.00                        | Steer/Heifer Avg: \$191.19        |
| Dressed Heifer Avg:      | \$196.00                        | <b>TOTAL VOLUME:</b> 20,528       |
| <a href="#">LM CT106</a> | <b>TOTAL WK TO DATE VOLUME:</b> | <b>65,734</b>                     |
| <b>Committed:</b>        | <b>30,916</b>                   | <b>Delivered:</b> 18,139          |

|                          |                                 |                                     |
|--------------------------|---------------------------------|-------------------------------------|
| <a href="#">LM CT124</a> | <b>NEBRASKA</b>                 | <a href="#">LM CT109</a>            |
| <b>Neg. Cash Volume:</b> | 20,612                          | <b>Dressed Formula Vol:</b> 4,715   |
| Live Steer Avg:          | \$123.84                        | Steer/Heifer Avg: \$202.69          |
| Live Heifer Avg:         | \$123.50                        | <b>Dressed Neg. Grid Vol:</b> 1,008 |
| Dressed Steer Avg:       | \$195.80                        | Steer/Heifer Avg: \$190.93          |
| Dressed Heifer Avg:      | \$196.00                        | <b>TOTAL VOLUME:</b> 26,335         |
| <a href="#">LM CT106</a> | <b>TOTAL WK TO DATE VOLUME:</b> | <b>47,151</b>                       |
| <b>Committed:</b>        | <b>31,066</b>                   | <b>Delivered:</b> 15,700            |

|                          |                                 |                                   |
|--------------------------|---------------------------------|-----------------------------------|
| <a href="#">LM CT134</a> | <b>COLORADO</b>                 | <a href="#">LM CT109</a>          |
| <b>Neg. Cash Volume:</b> | 971                             | <b>Dressed Formula Vol:</b> 4,171 |
| Live Steer Avg:          | \$123.00                        | Steer/Heifer Avg: \$201.56        |
| Live Heifer Avg:         | \$0.00                          | <b>Dressed Neg. Grid Vol:</b> 361 |
| Dressed Steer Avg:       | \$196.00                        | Steer/Heifer Avg: \$192.48        |
| Dressed Heifer Avg:      | \$0.00                          | <b>TOTAL VOLUME:</b> 5,503        |
| <a href="#">LM CT106</a> | <b>TOTAL WK TO DATE VOLUME:</b> | <b>16,117</b>                     |
| <b>Committed:</b>        | <b>6,678</b>                    | <b>Delivered:</b> 4,588           |

|                          |                                 |                                     |
|--------------------------|---------------------------------|-------------------------------------|
| <a href="#">LM CT137</a> | <b>IA-MN</b>                    | <a href="#">LM CT109</a>            |
| <b>Neg. Cash Volume:</b> | 19,146                          | <b>Dressed Formula Vol:</b> 2,693   |
| Live Steer Avg:          | \$123.21                        | Steer/Heifer Avg: \$196.47          |
| Live Heifer Avg:         | \$123.30                        | <b>Dressed Neg. Grid Vol:</b> 1,007 |
| Dressed Steer Avg:       | \$195.44                        | Steer/Heifer Avg: \$192.37          |
| Dressed Heifer Avg:      | \$195.74                        | <b>TOTAL VOLUME:</b> 22,846         |
| <a href="#">LM CT106</a> | <b>TOTAL WK TO DATE VOLUME:</b> | <b>30,900</b>                       |
| <b>Committed:</b>        | <b>13,931</b>                   | <b>Delivered:</b> 9,885             |

Thursday in the Southern Plains, Nebraska and Western Cornbelt cash trading and demand were moderate. In the Texas live traded steady at 120.00, a few up to 121.00. In Kansas live traded steady to 1.00 higher from 120.00-121.00. In Nebraska live traded mostly steady to 1.00 higher from 123.00-124.00, few at 126.00. Dressed traded 1.00 higher at 196.00. In the Western Cornbelt live traded 1.00 lower from 122.00-124.00 and dressed traded unevenly steady from 194.00-196.00. Thursday in Colorado cash trading was inactive on very light demand. Last week live traded from 120.00-123.00.



## USDA Livestock, Poultry and Grain Market News

St. Joseph, Missouri

Phone: 816-676-7000

[stjoe.lpgmn@ams.usda.gov](mailto:stjoe.lpgmn@ams.usda.gov)