

Daily Direct Steer and Heifer Slaughter Cattle Summary

For Trade on:

Wednesday, April 14, 2021

LM CT100	5-AREA	LM CT109
Neg. Cash Volume:	5,068	Dressed Formula Vol: 23,951
Live Steer Avg:	\$120.82	Steer/Heifer Avg: \$194.60
Live Heifer Avg:	\$120.44	Dressed Neg. Grid Vol: 1,582
Dressed Steer Avg:	\$194.56	Steer/Heifer Avg: \$189.87
Dressed Heifer Avg:	\$0.00	TOTAL VOLUME: 30,601
LM CT106	TOTAL WK TO DATE VOLUME:	124,951
Committed:	46,683	Delivered: 63,938

LM CT118	TX-OK-NM	LM CT109
Neg. Cash Volume:	650	Dressed Formula Vol: 5,966
Live Steer Avg:	\$121.00	Steer/Heifer Avg: \$191.33
Live Heifer Avg:	\$0.00	Dressed Neg. Grid Vol: 0
Dressed Steer Avg:	\$0.00	Steer/Heifer Avg: \$0.00
Dressed Heifer Avg:	\$0.00	TOTAL VOLUME: 6,616
LM CT106	TOTAL WK TO DATE VOLUME:	40,707
Committed:	7,192	Delivered: 14,815

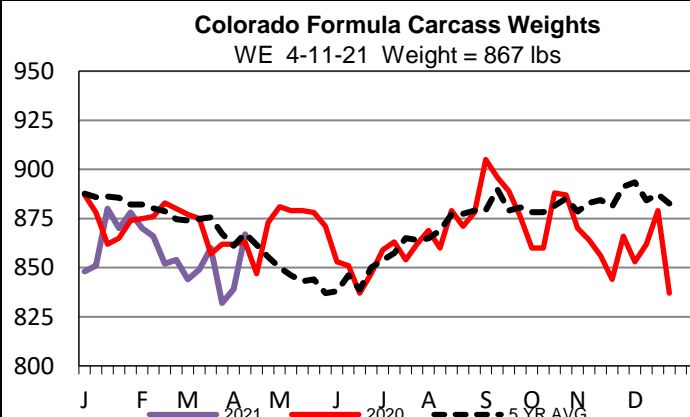
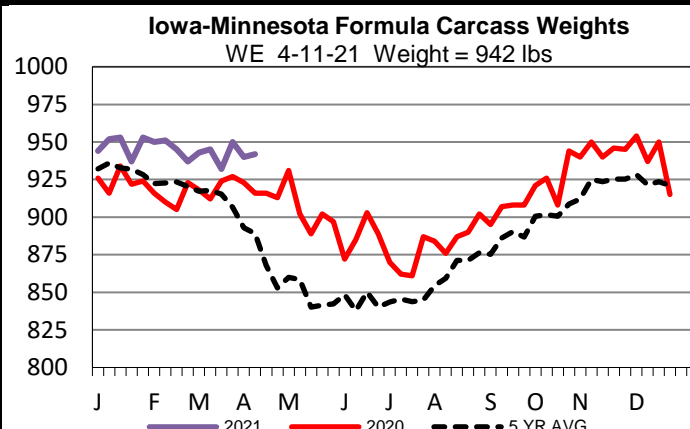
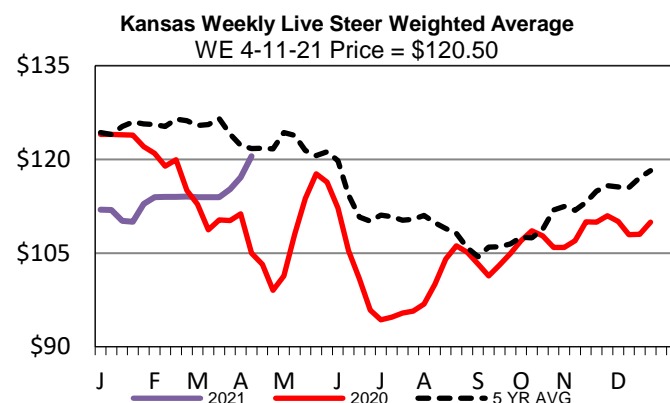
LM CT121	KANSAS	LM CT109
Neg. Cash Volume:	3,732	Dressed Formula Vol: 7,452
Live Steer Avg:	\$120.70	Steer/Heifer Avg: \$192.11
Live Heifer Avg:	\$120.44	Dressed Neg. Grid Vol: 281
Dressed Steer Avg:	\$0.00	Steer/Heifer Avg: \$187.86
Dressed Heifer Avg:	\$0.00	TOTAL VOLUME: 11,465
LM CT106	TOTAL WK TO DATE VOLUME:	45,206
Committed:	16,947	Delivered: 18,270

LM CT124	NEBRASKA	LM CT109
Neg. Cash Volume:	160	Dressed Formula Vol: 6,948
Live Steer Avg:	\$0.00	Steer/Heifer Avg: \$199.01
Live Heifer Avg:	\$0.00	Dressed Neg. Grid Vol: 1,005
Dressed Steer Avg:	\$194.00	Steer/Heifer Avg: \$191.06
Dressed Heifer Avg:	\$0.00	TOTAL VOLUME: 8,113
LM CT106	TOTAL WK TO DATE VOLUME:	20,816
Committed:	11,333	Delivered: 15,072

LM CT134	COLORADO	LM CT109
Neg. Cash Volume:	34	Dressed Formula Vol: 1,553
Live Steer Avg:	\$0.00	Steer/Heifer Avg: \$199.11
Live Heifer Avg:	\$0.00	Dressed Neg. Grid Vol: 0
Dressed Steer Avg:	\$0.00	Steer/Heifer Avg: \$0.00
Dressed Heifer Avg:	\$0.00	TOTAL VOLUME: 1,587
LM CT106	TOTAL WK TO DATE VOLUME:	10,614
Committed:	3,349	Delivered: 7,078

LM CT137	IA-MN	LM CT109
Neg. Cash Volume:	492	Dressed Formula Vol: 2,216
Live Steer Avg:	\$122.50	Steer/Heifer Avg: \$194.94
Live Heifer Avg:	\$0.00	Dressed Neg. Grid Vol: 370
Dressed Steer Avg:	\$194.80	Steer/Heifer Avg: \$187.82
Dressed Heifer Avg:	\$0.00	TOTAL VOLUME: 3,078
LM CT106	TOTAL WK TO DATE VOLUME:	8,054
Committed:	7,862	Delivered: 8,703

Wednesday cash trading was limited on light demand in Kansas. A few early live traded from 120.00-121.00. In the Texas Panhandle, Nebraska and Western Cornbelt cash trading was inactive on light demand. Wednesday cash trading was at a standstill in Colorado. Last week in the Southern Plains live traded at 120.00. For the prior week in Nebraska live and dressed traded mostly at 123.00 and 195.00. Last week in Colorado live traded from 120.00-123.00. For the previous week in the Western Cornbelt live and dressed traded mostly from 123.00-125.00 and 195.00-196.00.



USDA Livestock, Poultry and Grain Market News

St. Joseph, Missouri

Phone: 816-676-7000

stjoe.lpgmn@ams.usda.gov