

## Daily Direct Steer and Heifer Slaughter Cattle Summary

For Trade on:

Tuesday, April 13, 2021

<a href="#">LM CT100</a>	<b>5-AREA</b>	<a href="#">LM CT109</a>
<b>Neg. Cash Volume:</b>	1,360	<b>Dressed Formula Vol:</b> 24,923
Live Steer Avg:	\$122.70	Steer/Heifer Avg: \$192.97
Live Heifer Avg:	\$121.51	<b>Dressed Neg. Grid Vol:</b> 2,537
Dressed Steer Avg:	\$0.00	Steer/Heifer Avg: \$187.02
Dressed Heifer Avg:	\$0.00	<b>TOTAL VOLUME:</b> 28,820
<a href="#">LM CT106</a>	<b>TOTAL WK TO DATE VOLUME:</b>	<b>94,350</b>
<b>Committed:</b>	<b>72,693</b>	<b>Delivered:</b> 59,232

<a href="#">LM CT118</a>	<b>TX-OK-NM</b>	<a href="#">LM CT109</a>
<b>Neg. Cash Volume:</b>	689	<b>Dressed Formula Vol:</b> 9,900
Live Steer Avg:	\$121.51	Steer/Heifer Avg: \$188.24
Live Heifer Avg:	\$121.51	<b>Dressed Neg. Grid Vol:</b> 0
Dressed Steer Avg:	\$0.00	Steer/Heifer Avg: \$0.00
Dressed Heifer Avg:	\$0.00	<b>TOTAL VOLUME:</b> 10,589
<a href="#">LM CT106</a>	<b>TOTAL WK TO DATE VOLUME:</b>	<b>34,091</b>
<b>Committed:</b>	<b>28,159</b>	<b>Delivered:</b> 16,249

<a href="#">LM CT121</a>	<b>KANSAS</b>	<a href="#">LM CT109</a>
<b>Neg. Cash Volume:</b>	0	<b>Dressed Formula Vol:</b> 4,452
Live Steer Avg:	\$0.00	Steer/Heifer Avg: \$189.68
Live Heifer Avg:	\$0.00	<b>Dressed Neg. Grid Vol:</b> 1,523
Dressed Steer Avg:	\$0.00	Steer/Heifer Avg: \$187.08
Dressed Heifer Avg:	\$0.00	<b>TOTAL VOLUME:</b> 5,975
<a href="#">LM CT106</a>	<b>TOTAL WK TO DATE VOLUME:</b>	<b>33,741</b>
<b>Committed:</b>	<b>23,707</b>	<b>Delivered:</b> 14,842

<a href="#">LM CT124</a>	<b>NEBRASKA</b>	<a href="#">LM CT109</a>
<b>Neg. Cash Volume:</b>	0	<b>Dressed Formula Vol:</b> 3,514
Live Steer Avg:	\$0.00	Steer/Heifer Avg: \$208.19
Live Heifer Avg:	\$0.00	<b>Dressed Neg. Grid Vol:</b> 385
Dressed Steer Avg:	\$0.00	Steer/Heifer Avg: \$187.77
Dressed Heifer Avg:	\$0.00	<b>TOTAL VOLUME:</b> 3,899
<a href="#">LM CT106</a>	<b>TOTAL WK TO DATE VOLUME:</b>	<b>12,703</b>
<b>Committed:</b>	<b>10,583</b>	<b>Delivered:</b> 13,296

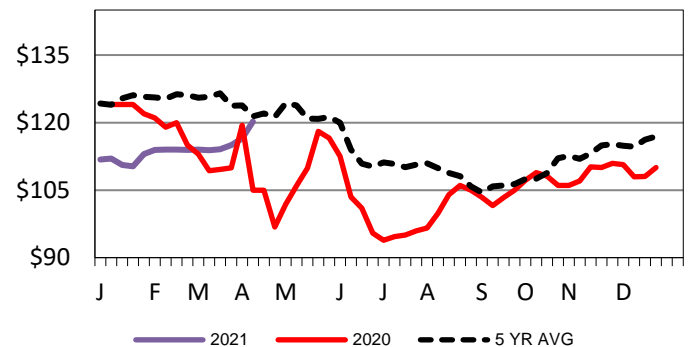
<a href="#">LM CT134</a>	<b>COLORADO</b>	<a href="#">LM CT109</a>
<b>Neg. Cash Volume:</b>	513	<b>Dressed Formula Vol:</b> 5,139
Live Steer Avg:	\$123.00	Steer/Heifer Avg: \$193.86
Live Heifer Avg:	\$0.00	<b>Dressed Neg. Grid Vol:</b> 548
Dressed Steer Avg:	\$0.00	Steer/Heifer Avg: \$186.55
Dressed Heifer Avg:	\$0.00	<b>TOTAL VOLUME:</b> 6,200
<a href="#">LM CT106</a>	<b>TOTAL WK TO DATE VOLUME:</b>	<b>9,027</b>
<b>Committed:</b>	<b>3,522</b>	<b>Delivered:</b> 7,322

<a href="#">LM CT137</a>	<b>IA-MN</b>	<a href="#">LM CT109</a>
<b>Neg. Cash Volume:</b>	158	<b>Dressed Formula Vol:</b> 1,918
Live Steer Avg:	\$0.00	Steer/Heifer Avg: \$194.72
Live Heifer Avg:	\$0.00	<b>Dressed Neg. Grid Vol:</b> 81
Dressed Steer Avg:	\$0.00	Steer/Heifer Avg: \$185.50
Dressed Heifer Avg:	\$0.00	<b>TOTAL VOLUME:</b> 2,157
<a href="#">LM CT106</a>	<b>TOTAL WK TO DATE VOLUME:</b>	<b>4,976</b>
<b>Committed:</b>	<b>6,722</b>	<b>Delivered:</b> 7,523

On Tuesday cash trading was at a standstill in Kansas and Nebraska. In the Texas Panhandle, Colorado and Western Cornbelt cash trading was very limited on very light demand. In Texas a very few live traded at 121.51 and in Colorado a very few live traded at 123.00. Last week in the Southern Plains live traded at 120.00. For the prior week in Nebraska live and dressed traded mostly at 123.00 and 195.00. Last week in Colorado live traded from 120.00-123.00. For the previous week in the Western Cornbelt live and dressed traded mostly from 123.00-125.00 and 195.00-196.00.

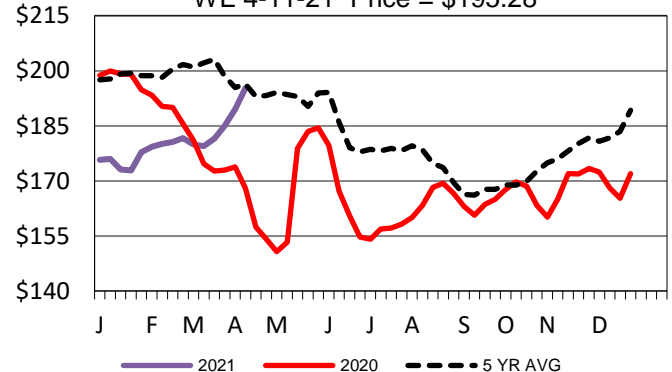
TX-OK-NM Wkly Live Steer Wtd Avg

WE 4-11-21 Price = \$120.22



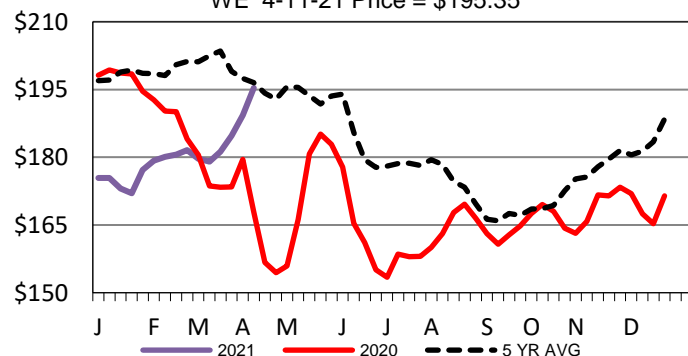
Nebraska Weekly DressedSteer Weighted Avg

WE 4-11-21 Price = \$195.28



Iowa-Minnesota Wkly Dressed Steer Wtd Avg

WE 4-11-21 Price = \$195.35



## USDA Livestock, Poultry and Grain Market News

St. Joseph, Missouri

Phone: 816-676-7000

[stjoe.lpgmn@ams.usda.gov](mailto:stjoe.lpgmn@ams.usda.gov)