

## Daily Direct Steer and Heifer Slaughter Cattle Summary

For Trade on:

Tuesday, April 06, 2021

<a href="#">LM CT100</a>	<b>5-AREA</b>	<a href="#">LM CT109</a>
<b>Neg. Cash Volume:</b>	1,464	<b>Dressed Formula Vol:</b> 29,516
Live Steer Avg:	\$121.00	Steer/Heifer Avg: \$189.34
Live Heifer Avg:	\$121.00	<b>Dressed Neg. Grid Vol:</b> 1,297
Dressed Steer Avg:	\$0.00	Steer/Heifer Avg: \$185.23
Dressed Heifer Avg:	\$0.00	<b>TOTAL VOLUME:</b> 32,277
<a href="#">LM CT106</a>	<b>TOTAL WK TO DATE VOLUME:</b>	<b>77,530</b>
<b>Committed:</b>	<b>64,163</b>	<b>Delivered:</b> 67,785

<a href="#">LM CT118</a>	<b>TX-OK-NM</b>	<a href="#">LM CT109</a>
<b>Neg. Cash Volume:</b>	0	<b>Dressed Formula Vol:</b> 8,311
Live Steer Avg:	\$0.00	Steer/Heifer Avg: \$185.65
Live Heifer Avg:	\$0.00	<b>Dressed Neg. Grid Vol:</b> 0
Dressed Steer Avg:	\$0.00	Steer/Heifer Avg: \$0.00
Dressed Heifer Avg:	\$0.00	<b>TOTAL VOLUME:</b> 8,311
<a href="#">LM CT106</a>	<b>TOTAL WK TO DATE VOLUME:</b>	<b>20,160</b>
<b>Committed:</b>	<b>19,383</b>	<b>Delivered:</b> 16,273

<a href="#">LM CT121</a>	<b>KANSAS</b>	<a href="#">LM CT109</a>
<b>Neg. Cash Volume:</b>	1,391	<b>Dressed Formula Vol:</b> 7,614
Live Steer Avg:	\$121.00	Steer/Heifer Avg: \$185.96
Live Heifer Avg:	\$121.00	<b>Dressed Neg. Grid Vol:</b> 344
Dressed Steer Avg:	\$0.00	Steer/Heifer Avg: \$183.34
Dressed Heifer Avg:	\$0.00	<b>TOTAL VOLUME:</b> 9,349
<a href="#">LM CT106</a>	<b>TOTAL WK TO DATE VOLUME:</b>	<b>28,472</b>
<b>Committed:</b>	<b>22,688</b>	<b>Delivered:</b> 19,656

<a href="#">LM CT124</a>	<b>NEBRASKA</b>	<a href="#">LM CT109</a>
<b>Neg. Cash Volume:</b>	0	<b>Dressed Formula Vol:</b> 6,494
Live Steer Avg:	\$0.00	Steer/Heifer Avg: \$196.14
Live Heifer Avg:	\$0.00	<b>Dressed Neg. Grid Vol:</b> 81
Dressed Steer Avg:	\$0.00	Steer/Heifer Avg: \$189.04
Dressed Heifer Avg:	\$0.00	<b>TOTAL VOLUME:</b> 6,575
<a href="#">LM CT106</a>	<b>TOTAL WK TO DATE VOLUME:</b>	<b>12,444</b>
<b>Committed:</b>	<b>14,026</b>	<b>Delivered:</b> 15,114

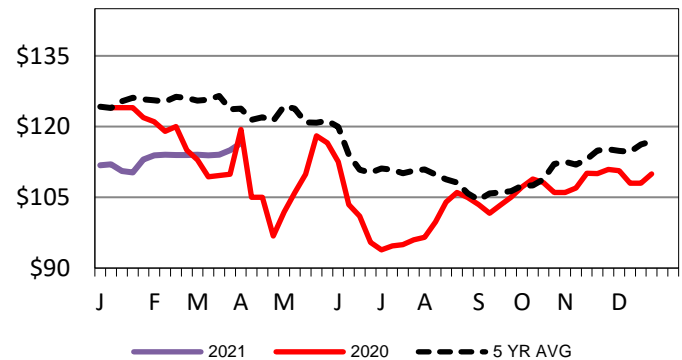
<a href="#">LM CT134</a>	<b>COLORADO</b>	<a href="#">LM CT109</a>
<b>Neg. Cash Volume:</b>	34	<b>Dressed Formula Vol:</b> 4,278
Live Steer Avg:	\$0.00	Steer/Heifer Avg: \$192.83
Live Heifer Avg:	\$0.00	<b>Dressed Neg. Grid Vol:</b> 824
Dressed Steer Avg:	\$0.00	Steer/Heifer Avg: \$185.64
Dressed Heifer Avg:	\$0.00	<b>TOTAL VOLUME:</b> 5,136
<a href="#">LM CT106</a>	<b>TOTAL WK TO DATE VOLUME:</b>	<b>9,373</b>
<b>Committed:</b>	<b>3,253</b>	<b>Delivered:</b> 9,180

<a href="#">LM CT137</a>	<b>IA-MN</b>	<a href="#">LM CT109</a>
<b>Neg. Cash Volume:</b>	39	<b>Dressed Formula Vol:</b> 3,016
Live Steer Avg:	\$0.00	Steer/Heifer Avg: \$189.15
Live Heifer Avg:	\$0.00	<b>Dressed Neg. Grid Vol:</b> 48
Dressed Steer Avg:	\$0.00	Steer/Heifer Avg: \$185.45
Dressed Heifer Avg:	\$0.00	<b>TOTAL VOLUME:</b> 3,103
<a href="#">LM CT106</a>	<b>TOTAL WK TO DATE VOLUME:</b>	<b>7,775</b>
<b>Committed:</b>	<b>4,813</b>	<b>Delivered:</b> 7,562

For Tuesday cash trading was limited on light demand in Kansas and mostly inactive on very light demand in the Western Cornbelt. Cash trading was at a standstill in all other major feeding regions. Last week in the Southern Plains live purchases traded at 117.00. In Nebraska last week live and dressed purchases traded at 118.00 and 190.00 respectively. In Colorado two weeks ago, live purchases traded at 116.00. Last week in the Western Cornbelt live and dressed purchases traded from 118.00-120.00 and 188.00-190.00 respectively.

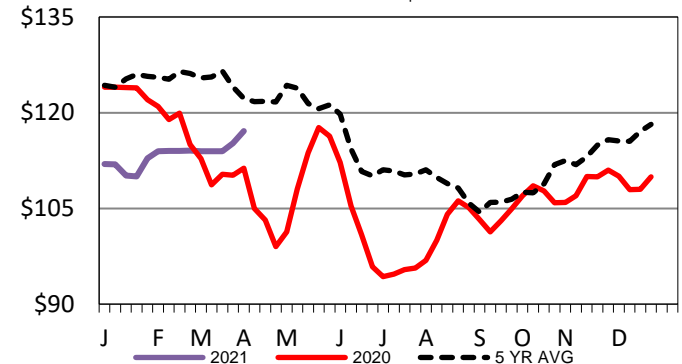
TX-OK-NM Wkly Live Steer Wtd Avg

WE 4/4/21 Price = \$ 116.48



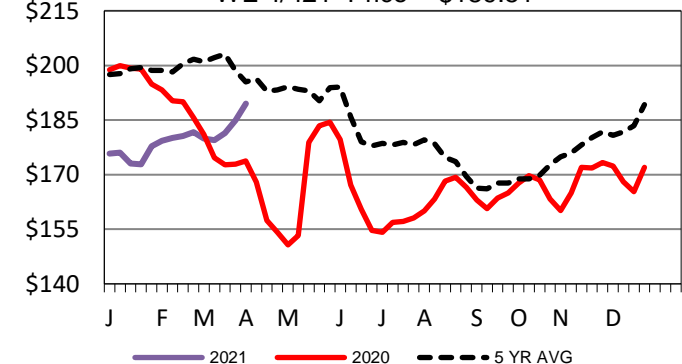
Kansas Weekly Live Steer Weighted Average

WE 4/4/21 Price = \$117.12



Nebraska Weekly DressedSteer Weighted Avg

WE 4/4/21 Price = \$189.51



## USDA Livestock, Poultry and Grain Market News

St. Joseph, Missouri

Phone: 816-676-7000

[stjoe.lpgmn@ams.usda.gov](mailto:stjoe.lpgmn@ams.usda.gov)