

Daily Direct Steer and Heifer Slaughter Cattle Summary

For Trade on:

Friday, April 02, 2021

LM CT100	5-AREA	LM CT109
Neg. Cash Volume:	27,605	Dressed Formula Vol: 35,740
Live Steer Avg:	\$119.21	Steer/Heifer Avg: \$185.56
Live Heifer Avg:	\$119.04	Dressed Neg. Grid Vol: 1,870
Dressed Steer Avg:	\$189.97	Steer/Heifer Avg: \$183.27
Dressed Heifer Avg:	\$190.00	TOTAL VOLUME: 65,215
LM CT106	TOTAL WK TO DATE VOLUME:	239,561
Committed:	114,385	Delivered: 84,438

LM CT118	TX-OK-NM	LM CT109
Neg. Cash Volume:	0	Dressed Formula Vol: 12,288
Live Steer Avg:	\$0.00	Steer/Heifer Avg: \$183.42
Live Heifer Avg:	\$0.00	Dressed Neg. Grid Vol: 0
Dressed Steer Avg:	\$0.00	Steer/Heifer Avg: \$0.00
Dressed Heifer Avg:	\$0.00	TOTAL VOLUME: 12,288
LM CT106	TOTAL WK TO DATE VOLUME:	53,278
Committed:	31,895	Delivered: 24,962

LM CT121	KANSAS	LM CT109
Neg. Cash Volume:	533	Dressed Formula Vol: 11,925
Live Steer Avg:	\$117.00	Steer/Heifer Avg: \$185.66
Live Heifer Avg:	\$117.42	Dressed Neg. Grid Vol: 0
Dressed Steer Avg:	\$0.00	Steer/Heifer Avg: \$0.00
Dressed Heifer Avg:	\$0.00	TOTAL VOLUME: 12,458
LM CT106	TOTAL WK TO DATE VOLUME:	74,070
Committed:	30,159	Delivered: 21,554

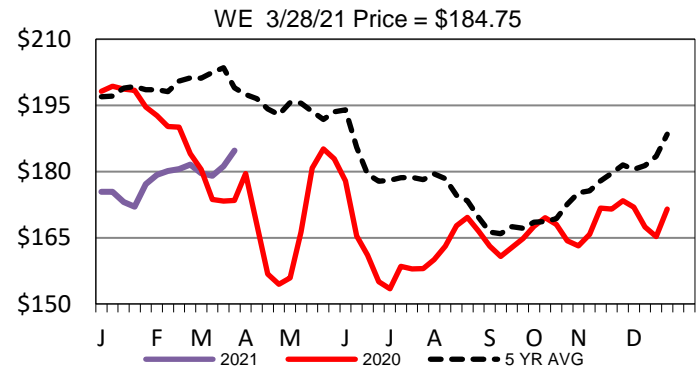
LM CT124	NEBRASKA	LM CT109
Neg. Cash Volume:	9,670	Dressed Formula Vol: 3,411
Live Steer Avg:	\$119.00	Steer/Heifer Avg: \$188.61
Live Heifer Avg:	\$119.04	Dressed Neg. Grid Vol: 942
Dressed Steer Avg:	\$189.97	Steer/Heifer Avg: \$182.75
Dressed Heifer Avg:	\$190.00	TOTAL VOLUME: 14,023
LM CT106	TOTAL WK TO DATE VOLUME:	52,058
Committed:	18,445	Delivered: 17,098

LM CT134	COLORADO	LM CT109
Neg. Cash Volume:	414	Dressed Formula Vol: 4,388
Live Steer Avg:	\$118.00	Steer/Heifer Avg: \$187.79
Live Heifer Avg:	\$118.00	Dressed Neg. Grid Vol: 354
Dressed Steer Avg:	\$0.00	Steer/Heifer Avg: \$183.15
Dressed Heifer Avg:	\$0.00	TOTAL VOLUME: 5,156
LM CT106	TOTAL WK TO DATE VOLUME:	20,156
Committed:	10,146	Delivered: 6,351

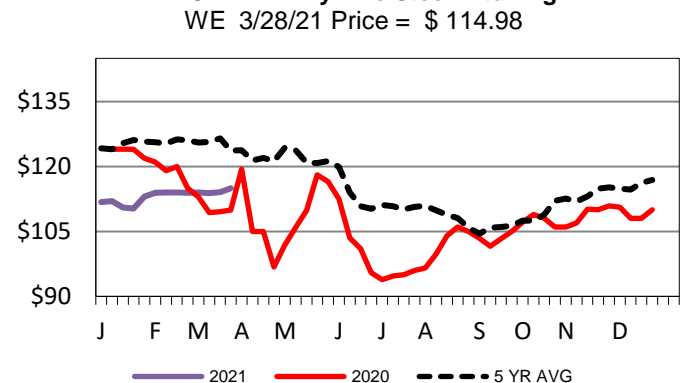
LM CT137	IA-MN	LM CT109
Neg. Cash Volume:	16,988	Dressed Formula Vol: 4,064
Live Steer Avg:	\$119.46	Steer/Heifer Avg: \$187.24
Live Heifer Avg:	\$119.80	Dressed Neg. Grid Vol: 615
Dressed Steer Avg:	\$189.79	Steer/Heifer Avg: \$184.16
Dressed Heifer Avg:	\$190.00	TOTAL VOLUME: 21,667
LM CT106	TOTAL WK TO DATE VOLUME:	41,832
Committed:	23,740	Delivered: 14,473

For Friday in Nebraska and Western Cornbelt cash trading and demand were moderate. Thus far for the week in Nebraska, live traded mostly 2.00 higher at 118.00, with a few up to 121.00. Dressed, compared to Thursday, traded steady to 2.00 higher at 190.00. In the Western Cornbelt, compared to Thursday, live traded 1.00-2.00 higher from 119.00-120.00 and dressed traded 2.00 higher at 190.00. For Friday in the Southern Plains and Colorado cash trading mostly inactive on light demand. Thursday in the Southern Plains saw live at 117.00. Last week in Colorado live traded at 116.00.

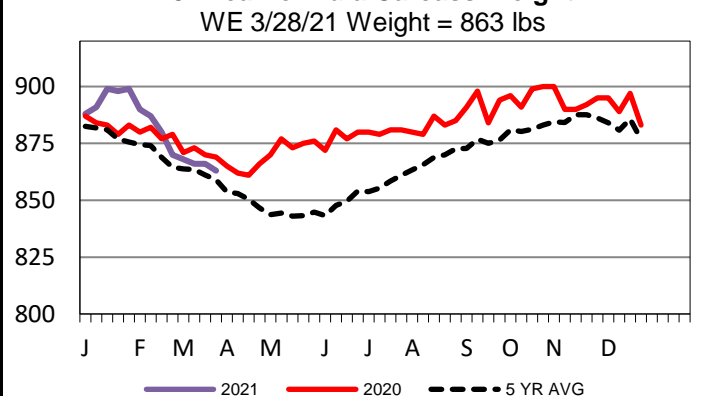
Iowa-Minnesota Wkly Dressed Steer Wtd Avg



TX-OK-NM Wkly Live Steer Wtd Avg



5-Area Formula Carcass Weight



USDA Livestock, Poultry and Grain Market News

St. Joseph, Missouri

Phone: 816-676-7000

stjoe.lpgmn@ams.usda.gov