

Daily Direct Steer and Heifer Slaughter Cattle Summary

For Trade on:

Thursday, April 01, 2021

LM CT100	5-AREA	LM CT109
Neg. Cash Volume:	33,474	Dressed Formula Vol: 36,531
Live Steer Avg:	\$117.38	Steer/Heifer Avg: \$187.87
Live Heifer Avg:	\$117.20	Dressed Neg. Grid Vol: 1,750
Dressed Steer Avg:	\$188.17	Steer/Heifer Avg: \$185.93
Dressed Heifer Avg:	\$189.11	TOTAL VOLUME: 71,755
LM CT106	TOTAL WK TO DATE VOLUME:	174,346
Committed:	68,248	Delivered: 68,336

LM CT118	TX-OK-NM	LM CT109
Neg. Cash Volume:	3,451	Dressed Formula Vol: 7,597
Live Steer Avg:	\$116.49	Steer/Heifer Avg: \$184.17
Live Heifer Avg:	\$117.00	Dressed Neg. Grid Vol: 0
Dressed Steer Avg:	\$0.00	Steer/Heifer Avg: \$0.00
Dressed Heifer Avg:	\$0.00	TOTAL VOLUME: 11,048
LM CT106	TOTAL WK TO DATE VOLUME:	40,990
Committed:	16,530	Delivered: 21,123

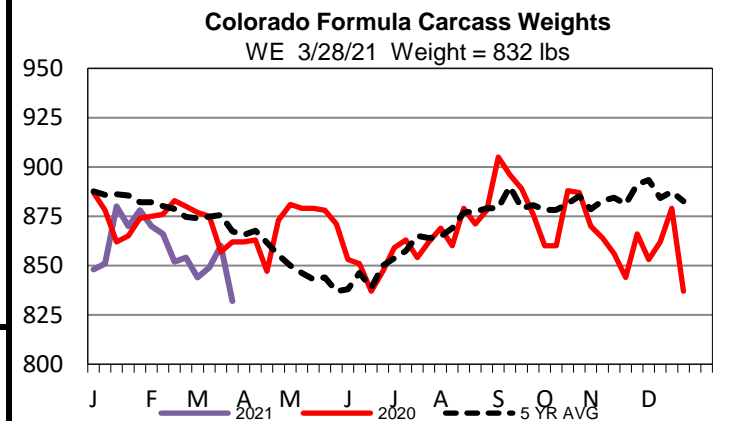
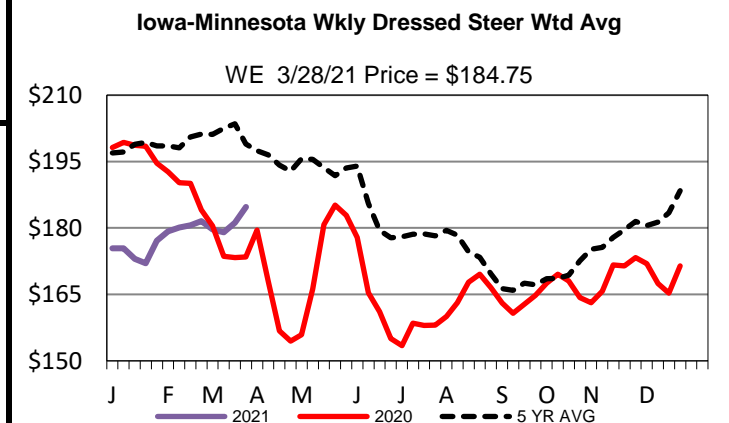
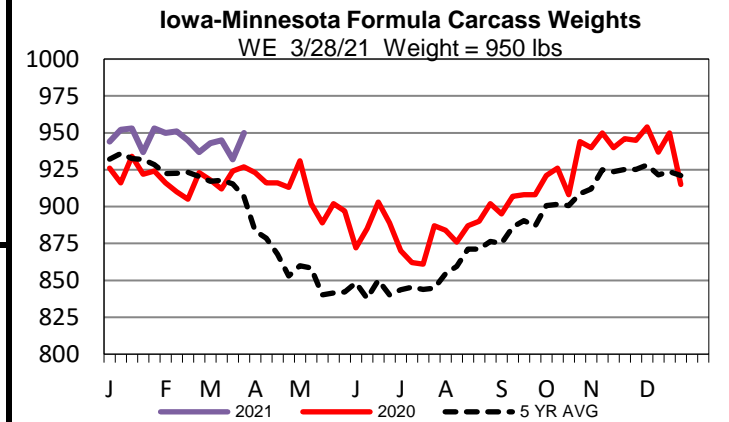
LM CT121	KANSAS	LM CT109
Neg. Cash Volume:	11,727	Dressed Formula Vol: 11,157
Live Steer Avg:	\$117.01	Steer/Heifer Avg: \$185.41
Live Heifer Avg:	\$117.00	Dressed Neg. Grid Vol: 84
Dressed Steer Avg:	\$185.97	Steer/Heifer Avg: \$187.89
Dressed Heifer Avg:	\$0.00	TOTAL VOLUME: 22,968
LM CT106	TOTAL WK TO DATE VOLUME:	61,612
Committed:	17,985	Delivered: 14,284

LM CT124	NEBRASKA	LM CT109
Neg. Cash Volume:	9,659	Dressed Formula Vol: 10,725
Live Steer Avg:	\$118.18	Steer/Heifer Avg: \$191.32
Live Heifer Avg:	\$118.38	Dressed Neg. Grid Vol: 541
Dressed Steer Avg:	\$189.12	Steer/Heifer Avg: \$185.05
Dressed Heifer Avg:	\$190.00	TOTAL VOLUME: 20,925
LM CT106	TOTAL WK TO DATE VOLUME:	38,035
Committed:	17,335	Delivered: 16,879

LM CT134	COLORADO	LM CT109
Neg. Cash Volume:	280	Dressed Formula Vol: 5,002
Live Steer Avg:	\$117.00	Steer/Heifer Avg: \$192.07
Live Heifer Avg:	\$117.00	Dressed Neg. Grid Vol: 411
Dressed Steer Avg:	\$0.00	Steer/Heifer Avg: \$187.11
Dressed Heifer Avg:	\$0.00	TOTAL VOLUME: 5,693
LM CT106	TOTAL WK TO DATE VOLUME:	15,000
Committed:	4,114	Delivered: 7,390

LM CT137	IA-MN	LM CT109
Neg. Cash Volume:	8,357	Dressed Formula Vol: 2,459
Live Steer Avg:	\$118.11	Steer/Heifer Avg: \$187.46
Live Heifer Avg:	\$117.50	Dressed Neg. Grid Vol: 714
Dressed Steer Avg:	\$188.05	Steer/Heifer Avg: \$185.69
Dressed Heifer Avg:	\$188.10	TOTAL VOLUME: 11,530
LM CT106	TOTAL WK TO DATE VOLUME:	20,165
Committed:	12,284	Delivered: 8,660

For Thursday in Texas cash trading was limited on light demand. In Kansas cash trading and demand were moderate. In the both regions live traded 2.00 higher at 117.00. In Nebraska and Western Cornbelt cash trading was slow to moderate on moderate demand. In Nebraska dressed traded 3.00-5.00 higher from 188.00-190.00. Last week live traded at 116.00. In the Western Cornbelt live traded 1.00-3.00 higher at 118.00 and dressed traded 3.00 higher at 188.00. In Colorado cash trading was mostly inactive on light demand. Last week live traded mostly at 116.00.



USDA Livestock, Poultry and Grain Market News

St. Joseph, Missouri

Phone: 816-676-7000

stjoe.lpgmn@ams.usda.gov