

Daily Direct Steer and Heifer Slaughter Cattle Summary

For Trade on:

Wednesday, March 31, 2021

LM CT100	5-AREA	LM CT109
Neg. Cash Volume:	4,796	Dressed Formula Vol: 19,159
Live Steer Avg:	\$117.88	Steer/Heifer Avg: \$185.65
Live Heifer Avg:	\$117.57	Dressed Neg. Grid Vol: 2,062
Dressed Steer Avg:	\$0.00	Steer/Heifer Avg: \$184.46
Dressed Heifer Avg:	\$0.00	TOTAL VOLUME: 26,017
LM CT106	TOTAL WK TO DATE VOLUME:	102,591
Committed:	47,541	Delivered: 62,891

LM CT118	TX-OK-NM	LM CT109
Neg. Cash Volume:	277	Dressed Formula Vol: 6,482
Live Steer Avg:	\$0.00	Steer/Heifer Avg: \$183.16
Live Heifer Avg:	\$116.59	Dressed Neg. Grid Vol: 0
Dressed Steer Avg:	\$0.00	Steer/Heifer Avg: \$0.00
Dressed Heifer Avg:	\$0.00	TOTAL VOLUME: 6,759
LM CT106	TOTAL WK TO DATE VOLUME:	29,942
Committed:	9,314	Delivered: 13,002

LM CT121	KANSAS	LM CT109
Neg. Cash Volume:	1,226	Dressed Formula Vol: 6,807
Live Steer Avg:	\$117.84	Steer/Heifer Avg: \$185.15
Live Heifer Avg:	\$0.00	Dressed Neg. Grid Vol: 120
Dressed Steer Avg:	\$0.00	Steer/Heifer Avg: \$180.81
Dressed Heifer Avg:	\$0.00	TOTAL VOLUME: 8,153
LM CT106	TOTAL WK TO DATE VOLUME:	38,644
Committed:	6,286	Delivered: 17,862

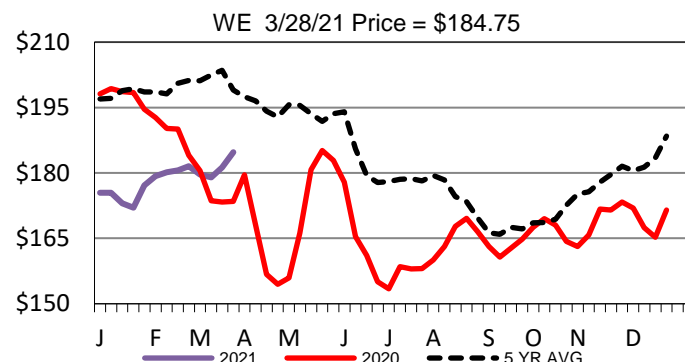
LM CT124	NEBRASKA	LM CT109
Neg. Cash Volume:	2,536	Dressed Formula Vol: 2,299
Live Steer Avg:	\$118.00	Steer/Heifer Avg: \$190.19
Live Heifer Avg:	\$118.00	Dressed Neg. Grid Vol: 828
Dressed Steer Avg:	\$0.00	Steer/Heifer Avg: \$185.34
Dressed Heifer Avg:	\$0.00	TOTAL VOLUME: 5,663
LM CT106	TOTAL WK TO DATE VOLUME:	17,110
Committed:	14,158	Delivered: 13,329

LM CT134	COLORADO	LM CT109
Neg. Cash Volume:	34	Dressed Formula Vol: 731
Live Steer Avg:	\$0.00	Steer/Heifer Avg: \$186.46
Live Heifer Avg:	\$0.00	Dressed Neg. Grid Vol: 175
Dressed Steer Avg:	\$0.00	Steer/Heifer Avg: \$188.06
Dressed Heifer Avg:	\$0.00	TOTAL VOLUME: 940
LM CT106	TOTAL WK TO DATE VOLUME:	9,307
Committed:	8,789	Delivered: 7,707

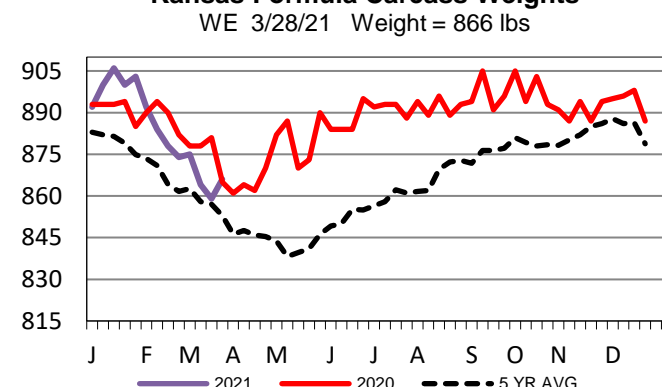
LM CT137	IA-MN	LM CT109
Neg. Cash Volume:	723	Dressed Formula Vol: 3,109
Live Steer Avg:	\$117.50	Steer/Heifer Avg: \$189.22
Live Heifer Avg:	\$116.90	Dressed Neg. Grid Vol: 939
Dressed Steer Avg:	\$0.00	Steer/Heifer Avg: \$185.69
Dressed Heifer Avg:	\$0.00	TOTAL VOLUME: 4,771
LM CT106	TOTAL WK TO DATE VOLUME:	8,635
Committed:	8,994	Delivered: 10,991

For Wednesday in Kansas and Nebraska cash trading was limited on light demand. In both regions, a few, live traded at 118.00. In the Texas Panhandle and Western Cornbelt cash trading was mostly inactive on light demand. In Colorado cash trading was at a standstill. Last week in the Southern Plains live traded at 115.00. For the prior week in the Northern Plains live traded mostly at 116.00 and dressed, in Nebraska, traded at 185.00. For the prior week in the Western Cornbelt live traded from 115.00-117.00 and dressed traded at mostly at 185.00.

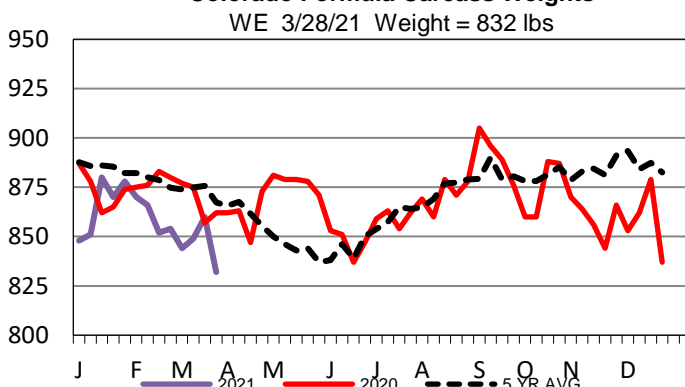
Iowa-Minnesota Wkly Dressed Steer Wtd Avg



Kansas Formula Carcass Weights



Colorado Formula Carcass Weights



USDA Livestock, Poultry and Grain Market News

St. Joseph, Missouri

Phone: 816-676-7000

stjoe.lpgmn@ams.usda.gov