

## Daily Direct Steer and Heifer Slaughter Cattle Summary

For Trade on:

Tuesday, March 30, 2021

<a href="#">LM CT100</a>	<b>5-AREA</b>	<a href="#">LM CT109</a>
<b>Neg. Cash Volume:</b>	957	<b>Dressed Formula Vol:</b> 21,305
Live Steer Avg:	\$116.11	Steer/Heifer Avg: \$188.71
Live Heifer Avg:	\$116.11	<b>Dressed Neg. Grid Vol:</b> 1,541
Dressed Steer Avg:	\$185.00	Steer/Heifer Avg: \$183.76
Dressed Heifer Avg:	\$0.00	<b>TOTAL VOLUME:</b> 23,803
<a href="#">LM CT106</a>	<b>TOTAL WK TO DATE VOLUME:</b>	<b>76,574</b>
<b>Committed:</b>	<b>66,890</b>	<b>Delivered:</b> 68,898

<a href="#">LM CT118</a>	<b>TX-OK-NM</b>	<a href="#">LM CT109</a>
<b>Neg. Cash Volume:</b>	914	<b>Dressed Formula Vol:</b> 6,550
Live Steer Avg:	\$116.11	Steer/Heifer Avg: \$185.82
Live Heifer Avg:	\$116.11	<b>Dressed Neg. Grid Vol:</b> 0
Dressed Steer Avg:	\$0.00	Steer/Heifer Avg: \$0.00
Dressed Heifer Avg:	\$0.00	<b>TOTAL VOLUME:</b> 7,464
<a href="#">LM CT106</a>	<b>TOTAL WK TO DATE VOLUME:</b>	<b>23,183</b>
<b>Committed:</b>	<b>14,679</b>	<b>Delivered:</b> 21,080

<a href="#">LM CT121</a>	<b>KANSAS</b>	<a href="#">LM CT109</a>
<b>Neg. Cash Volume:</b>	0	<b>Dressed Formula Vol:</b> 3,665
Live Steer Avg:	\$0.00	Steer/Heifer Avg: \$184.95
Live Heifer Avg:	\$0.00	<b>Dressed Neg. Grid Vol:</b> 41
Dressed Steer Avg:	\$0.00	Steer/Heifer Avg: \$183.46
Dressed Heifer Avg:	\$0.00	<b>TOTAL VOLUME:</b> 3,706
<a href="#">LM CT106</a>	<b>TOTAL WK TO DATE VOLUME:</b>	<b>30,491</b>
<b>Committed:</b>	<b>20,203</b>	<b>Delivered:</b> 16,649

<a href="#">LM CT124</a>	<b>NEBRASKA</b>	<a href="#">LM CT109</a>
<b>Neg. Cash Volume:</b>	0	<b>Dressed Formula Vol:</b> 4,657
Live Steer Avg:	\$0.00	Steer/Heifer Avg: \$195.08
Live Heifer Avg:	\$0.00	<b>Dressed Neg. Grid Vol:</b> 673
Dressed Steer Avg:	\$0.00	Steer/Heifer Avg: \$184.07
Dressed Heifer Avg:	\$185.00	<b>TOTAL VOLUME:</b> 5,330
<a href="#">LM CT106</a>	<b>TOTAL WK TO DATE VOLUME:</b>	<b>11,447</b>
<b>Committed:</b>	<b>12,461</b>	<b>Delivered:</b> 13,846

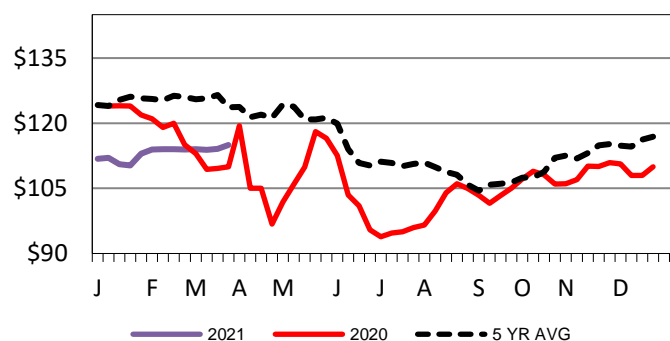
<a href="#">LM CT134</a>	<b>COLORADO</b>	<a href="#">LM CT109</a>
<b>Neg. Cash Volume:</b>	0	<b>Dressed Formula Vol:</b> 4,889
Live Steer Avg:	\$0.00	Steer/Heifer Avg: \$190.48
Live Heifer Avg:	\$0.00	<b>Dressed Neg. Grid Vol:</b> 593
Dressed Steer Avg:	\$0.00	Steer/Heifer Avg: \$183.21
Dressed Heifer Avg:	\$0.00	<b>TOTAL VOLUME:</b> 5,482
<a href="#">LM CT106</a>	<b>TOTAL WK TO DATE VOLUME:</b>	<b>8,367</b>
<b>Committed:</b>	<b>6,363</b>	<b>Delivered:</b> 7,987

<a href="#">LM CT137</a>	<b>IA-MN</b>	<a href="#">LM CT109</a>
<b>Neg. Cash Volume:</b>	43	<b>Dressed Formula Vol:</b> 1,748
Live Steer Avg:	\$0.00	Steer/Heifer Avg: \$186.18
Live Heifer Avg:	\$0.00	<b>Dressed Neg. Grid Vol:</b> 234
Dressed Steer Avg:	\$185.00	Steer/Heifer Avg: \$184.35
Dressed Heifer Avg:	\$0.00	<b>TOTAL VOLUME:</b> 2,025
<a href="#">LM CT106</a>	<b>TOTAL WK TO DATE VOLUME:</b>	<b>3,864</b>
<b>Committed:</b>	<b>13,184</b>	<b>Delivered:</b> 9,336

For Tuesday cash trading in the Texas Panhandle was limited on light demand. A few live traded at 116.11. In the Western Cornbelt cash trading was mostly inactive with very light demand. In Kansas and Northern Plains cash trading was at a standstill. Last week in the Southern Plains live traded at 115.00. For the prior week in the Northern Plains live traded mostly at 116.00 and dressed, in Nebraska, traded at 185.00. For the prior week in the Western Cornbelt live traded from 115.00-117.00 and dressed traded at mostly at 185.00.

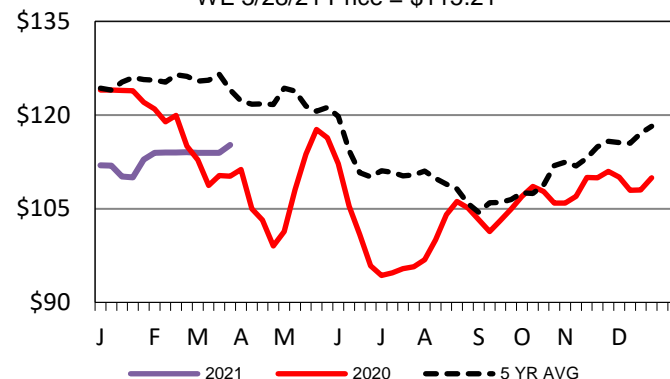
TX-OK-NM Wkly Live Steer Wtd Avg

WE 3/28/21 Price = \$114.98



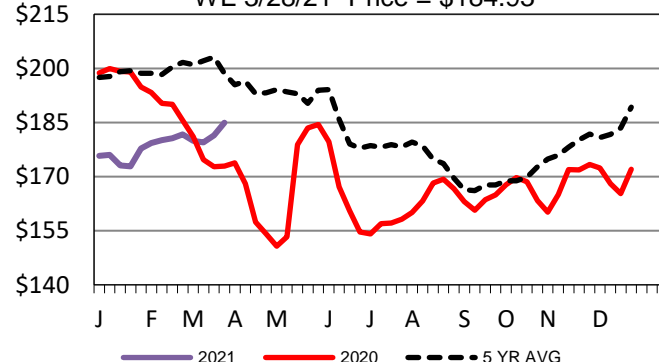
Kansas Weekly Live Steer Weighted Average

WE 3/28/21 Price = \$115.21



Nebraska Weekly Dressed Steer Weighted Avg

WE 3/28/21 Price = \$184.93



## USDA Livestock, Poultry and Grain Market News

St. Joseph, Missouri

Phone: 816-676-7000

[stjoe.lpgmn@ams.usda.gov](mailto:stjoe.lpgmn@ams.usda.gov)