

Daily Direct Steer and Heifer Slaughter Cattle Summary

For Trade on:

Monday, March 22, 2021

LM CT100	5-AREA	LM CT109
Neg. Cash Volume:	500	Dressed Formula Vol: 55,696
Live Steer Avg:	\$0.00	Steer/Heifer Avg: \$182.32
Live Heifer Avg:	\$114.00	Dressed Neg. Grid Vol: 2,726
Dressed Steer Avg:	\$0.00	Steer/Heifer Avg: \$182.13
Dressed Heifer Avg:	\$0.00	TOTAL VOLUME: 58,922
LM CT106	TOTAL WK TO DATE VOLUME: 58,422	
Committed:	94,853	Delivered: 77,613

LM CT118	TX-OK-NM	LM CT109
Neg. Cash Volume:	0	Dressed Formula Vol: 15,834
Live Steer Avg:	\$0.00	Steer/Heifer Avg: \$181.13
Live Heifer Avg:	\$0.00	Dressed Neg. Grid Vol: 246
Dressed Steer Avg:	\$0.00	Steer/Heifer Avg: \$178.35
Dressed Heifer Avg:	\$0.00	TOTAL VOLUME: 16,080
LM CT106	TOTAL WK TO DATE VOLUME: 16,080	
Committed:	18,805	Delivered: 19,503

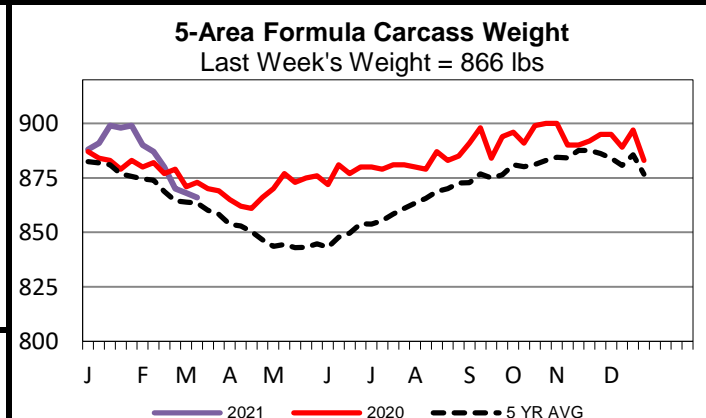
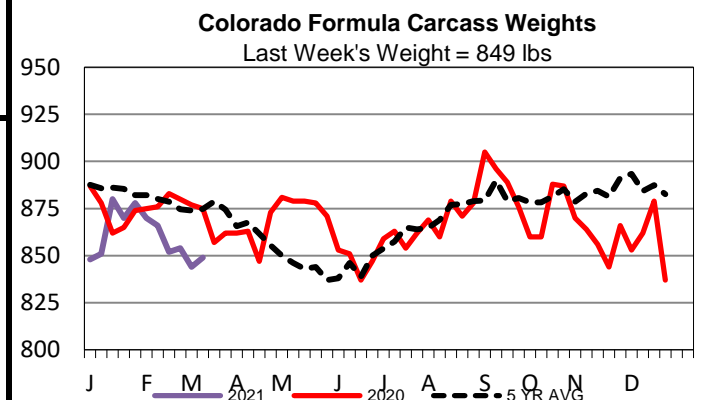
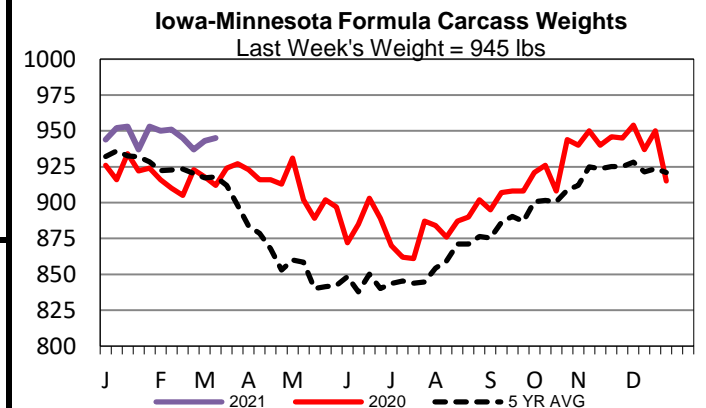
LM CT121	KANSAS	LM CT109
Neg. Cash Volume:	0	Dressed Formula Vol: 23,178
Live Steer Avg:	\$0.00	Steer/Heifer Avg: \$182.35
Live Heifer Avg:	\$0.00	Dressed Neg. Grid Vol: 966
Dressed Steer Avg:	\$0.00	Steer/Heifer Avg: \$180.67
Dressed Heifer Avg:	\$0.00	TOTAL VOLUME: 24,144
LM CT106	TOTAL WK TO DATE VOLUME: 24,144	
Committed:	25,903	Delivered: 18,259

LM CT124	NEBRASKA	LM CT109
Neg. Cash Volume:	0	Dressed Formula Vol: 7,755
Live Steer Avg:	\$0.00	Steer/Heifer Avg: \$184.28
Live Heifer Avg:	\$0.00	Dressed Neg. Grid Vol: 1,111
Dressed Steer Avg:	\$0.00	Steer/Heifer Avg: \$183.58
Dressed Heifer Avg:	\$0.00	TOTAL VOLUME: 8,866
LM CT106	TOTAL WK TO DATE VOLUME: 8,866	
Committed:	15,458	Delivered: 12,481

LM CT134	COLORADO	LM CT109
Neg. Cash Volume:	388	Dressed Formula Vol: 6,241
Live Steer Avg:	\$0.00	Steer/Heifer Avg: \$182.73
Live Heifer Avg:	\$114.00	Dressed Neg. Grid Vol: 337
Dressed Steer Avg:	\$0.00	Steer/Heifer Avg: \$184.59
Dressed Heifer Avg:	\$0.00	TOTAL VOLUME: 6,966
LM CT106	TOTAL WK TO DATE VOLUME: 6,966	
Committed:	12,932	Delivered: 7,809

LM CT137	IA-MN	LM CT109
Neg. Cash Volume:	112	Dressed Formula Vol: 2,769
Live Steer Avg:	\$0.00	Steer/Heifer Avg: \$182.51
Live Heifer Avg:	\$0.00	Dressed Neg. Grid Vol: 342
Dressed Steer Avg:	\$0.00	Steer/Heifer Avg: \$185.48
Dressed Heifer Avg:	\$0.00	TOTAL VOLUME: 3,223
LM CT106	TOTAL WK TO DATE VOLUME: 3,223	
Committed:	11,918	Delivered: 8,139

For Monday negotiated cash trading was mostly inactive on very light demand in Colorado and the Western Cornbelt. Not enough purchases for a full market trend. Negotiated cash trading was at a standstill in Nebraska and the Southern Plains. Last week in the Southern and Northern Plains live purchases traded at 114.00. In Nebraska dressed purchases traded from 180.00-182.00. For the prior week in the Western Cornbelt live purchases traded from 114.00-115.00 and dressed purchases traded from 180.00-182.00



USDA Livestock, Poultry and Grain Market News

St. Joseph, Missouri

Phone: 816-676-7000

stjoe.lpgmn@ams.usda.gov