

Daily Direct Steer and Heifer Slaughter Cattle Summary

For Trade on:

Friday, March 19, 2021

LM CT100	5-AREA	LM CT109
Neg. Cash Volume:	7,076	Dressed Formula Vol: 39,305
Live Steer Avg:	\$114.03	Steer/Heifer Avg: \$182.85
Live Heifer Avg:	\$114.09	Dressed Neg. Grid Vol: 1,097
Dressed Steer Avg:	\$181.84	Steer/Heifer Avg: \$184.02
Dressed Heifer Avg:	\$182.00	TOTAL VOLUME: 47,478
LM CT106	TOTAL WK TO DATE VOLUME:	233,511
Committed:	88,358	Delivered: 110,660

LM CT118	TX-OK-NM	LM CT109
Neg. Cash Volume:	991	Dressed Formula Vol: 11,041
Live Steer Avg:	\$114.00	Steer/Heifer Avg: \$180.31
Live Heifer Avg:	\$114.00	Dressed Neg. Grid Vol: 0
Dressed Steer Avg:	\$0.00	Steer/Heifer Avg: \$0.00
Dressed Heifer Avg:	\$0.00	TOTAL VOLUME: 12,032
LM CT106	TOTAL WK TO DATE VOLUME:	43,853
Committed:	36,046	Delivered: 35,031

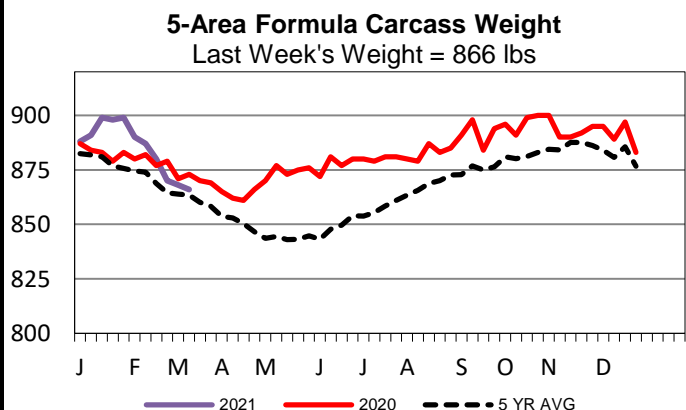
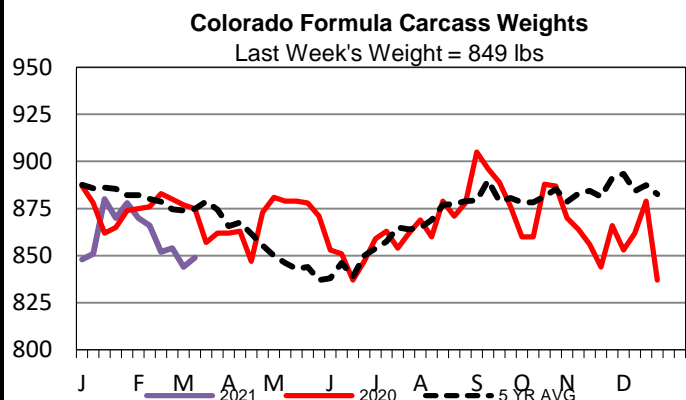
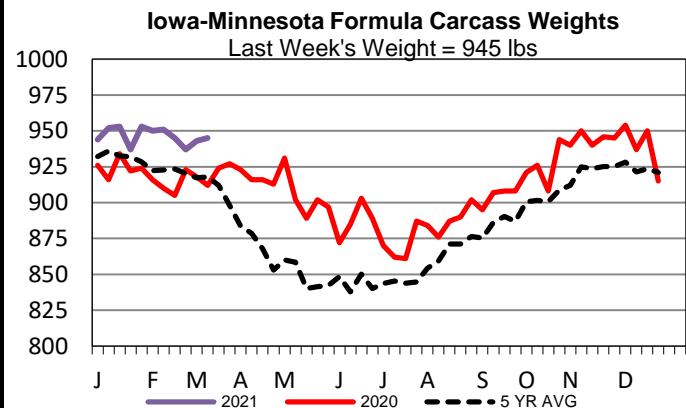
LM CT121	KANSAS	LM CT109
Neg. Cash Volume:	640	Dressed Formula Vol: 14,880
Live Steer Avg:	\$114.00	Steer/Heifer Avg: \$183.65
Live Heifer Avg:	\$0.00	Dressed Neg. Grid Vol: 38
Dressed Steer Avg:	\$0.00	Steer/Heifer Avg: \$182.95
Dressed Heifer Avg:	\$0.00	TOTAL VOLUME: 15,558
LM CT106	TOTAL WK TO DATE VOLUME:	74,735
Committed:	16,385	Delivered: 27,200

LM CT124	NEBRASKA	LM CT109
Neg. Cash Volume:	3,440	Dressed Formula Vol: 3,138
Live Steer Avg:	\$114.05	Steer/Heifer Avg: \$183.92
Live Heifer Avg:	\$114.00	Dressed Neg. Grid Vol: 721
Dressed Steer Avg:	\$182.00	Steer/Heifer Avg: \$183.75
Dressed Heifer Avg:	\$182.00	TOTAL VOLUME: 7,299
LM CT106	TOTAL WK TO DATE VOLUME:	48,303
Committed:	13,376	Delivered: 23,126

LM CT134	COLORADO	LM CT109
Neg. Cash Volume:	867	Dressed Formula Vol: 6,995
Live Steer Avg:	\$114.00	Steer/Heifer Avg: \$185.17
Live Heifer Avg:	\$114.50	Dressed Neg. Grid Vol: 0
Dressed Steer Avg:	\$0.00	Steer/Heifer Avg: \$0.00
Dressed Heifer Avg:	\$0.00	TOTAL VOLUME: 7,862
LM CT106	TOTAL WK TO DATE VOLUME:	24,471
Committed:	11,365	Delivered: 13,971

LM CT137	IA-MN	LM CT109
Neg. Cash Volume:	1,138	Dressed Formula Vol: 3,505
Live Steer Avg:	\$114.00	Steer/Heifer Avg: \$182.08
Live Heifer Avg:	\$114.00	Dressed Neg. Grid Vol: 338
Dressed Steer Avg:	\$180.50	Steer/Heifer Avg: \$184.71
Dressed Heifer Avg:	\$182.00	TOTAL VOLUME: 4,981
LM CT106	TOTAL WK TO DATE VOLUME:	43,363
Committed:	11,186	Delivered: 11,332

For Friday negotiated cash trading was limited on light demand in all major feeding regions. Not enough purchases in any region for a full market trend. In Kansas and Nebraska Wednesday was the last reported live market at 114.00. In Nebraska Thursday was the last reported dressed market at 182.00. In Colorado Thursday was the reported live market at 114.00. In the Western Cornbelt Wednesday was the last reported live market from 1014.00-115.00 and Thursday was the last reported dressed market at 182.00. Last week in the Texas Panhandle live traded at 114.00.



USDA Livestock, Poultry and Grain Market News

St. Joseph, Missouri

Phone: 816-676-7000

stjoe.lpgmn@ams.usda.gov