

Daily Direct Steer and Heifer Slaughter Cattle Summary

For Trade on:

Thursday, March 18, 2021

LM CT100	5-AREA	LM CT109
Neg. Cash Volume:	21,294	Dressed Formula Vol: 28,552
Live Steer Avg:	\$114.30	Steer/Heifer Avg: \$184.87
Live Heifer Avg:	\$114.55	Dressed Neg. Grid Vol: 2,136
Dressed Steer Avg:	\$181.86	Steer/Heifer Avg: \$183.25
Dressed Heifer Avg:	\$182.00	TOTAL VOLUME: 51,982
LM CT106	TOTAL WK TO DATE VOLUME:	186,033
Committed:	61,085	Delivered: 61,810

LM CT118	TX-OK-NM	LM CT109
Neg. Cash Volume:	355	Dressed Formula Vol: 6,471
Live Steer Avg:	\$114.00	Steer/Heifer Avg: \$181.27
Live Heifer Avg:	\$114.00	Dressed Neg. Grid Vol: 0
Dressed Steer Avg:	\$0.00	Steer/Heifer Avg: \$0.00
Dressed Heifer Avg:	\$0.00	TOTAL VOLUME: 6,826
LM CT106	TOTAL WK TO DATE VOLUME:	31,461
Committed:	19,751	Delivered: 16,119

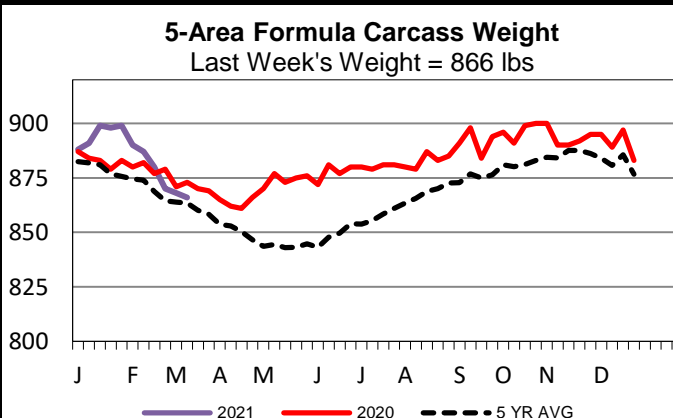
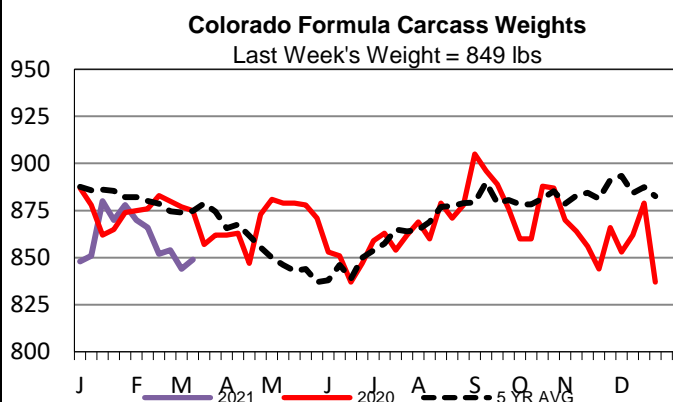
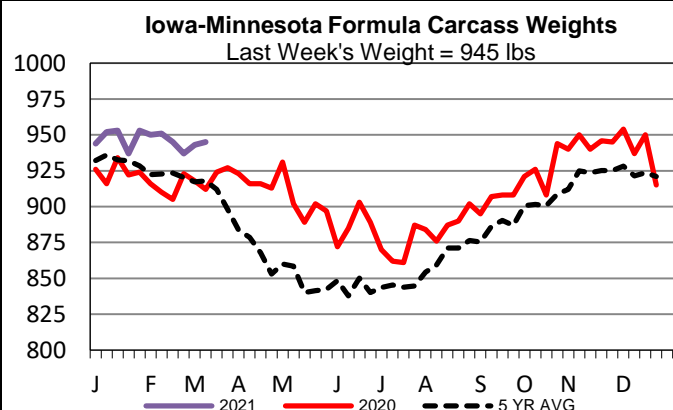
LM CT121	KANSAS	LM CT109
Neg. Cash Volume:	467	Dressed Formula Vol: 10,829
Live Steer Avg:	\$114.00	Steer/Heifer Avg: \$183.47
Live Heifer Avg:	\$114.00	Dressed Neg. Grid Vol: 0
Dressed Steer Avg:	\$182.00	Steer/Heifer Avg: \$0.00
Dressed Heifer Avg:	\$0.00	TOTAL VOLUME: 11,296
LM CT106	TOTAL WK TO DATE VOLUME:	59,177
Committed:	11,628	Delivered: 16,262

LM CT124	NEBRASKA	LM CT109
Neg. Cash Volume:	8,512	Dressed Formula Vol: 3,963
Live Steer Avg:	\$114.17	Steer/Heifer Avg: \$185.41
Live Heifer Avg:	\$115.00	Dressed Neg. Grid Vol: 909
Dressed Steer Avg:	\$181.95	Steer/Heifer Avg: \$182.41
Dressed Heifer Avg:	\$182.00	TOTAL VOLUME: 13,384
LM CT106	TOTAL WK TO DATE VOLUME:	41,004
Committed:	14,591	Delivered: 13,971

LM CT134	COLORADO	LM CT109
Neg. Cash Volume:	1,428	Dressed Formula Vol: 4,935
Live Steer Avg:	\$114.00	Steer/Heifer Avg: \$193.76
Live Heifer Avg:	\$114.00	Dressed Neg. Grid Vol: 0
Dressed Steer Avg:	\$0.00	Steer/Heifer Avg: \$0.00
Dressed Heifer Avg:	\$0.00	TOTAL VOLUME: 6,363
LM CT106	TOTAL WK TO DATE VOLUME:	16,609
Committed:	3,504	Delivered: 7,789

LM CT137	IA-MN	LM CT109
Neg. Cash Volume:	10,532	Dressed Formula Vol: 2,759
Live Steer Avg:	\$114.51	Steer/Heifer Avg: \$181.91
Live Heifer Avg:	\$114.52	Dressed Neg. Grid Vol: 1,227
Dressed Steer Avg:	\$181.77	Steer/Heifer Avg: \$183.87
Dressed Heifer Avg:	\$182.00	TOTAL VOLUME: 14,518
LM CT106	TOTAL WK TO DATE VOLUME:	38,382
Committed:	11,611	Delivered: 7,669

For Thursday in the Northern Plains and Western Cornbelt cash trading was slow on moderate demand. In Nebraska dressed traded 2.00 higher at 182.00. A few live traded at 115.00. Wednesday live was at 114.00. In Colorado live traded steady with Wednesday at 114.00. In the Western Cornbelt dressed traded 2.00-4.00 higher at 182.00. Live traded steady with Wednesday from 114.00-115.00. For Thursday in the Southern Plains cash trading was mostly inactive with light demand. In Kansas Wednesday live was at 114.00. In the Texas Panhandle last week saw live purchases at 114.00.



USDA Livestock, Poultry and Grain Market News

St. Joseph, Missouri

Phone: 816-676-7000

stjoe.lpgmn@ams.usda.gov