

Daily Direct Steer and Heifer Slaughter Cattle Summary

For Trade on:

Wednesday, March 17, 2021

LM CT100	5-AREA	LM CT109
Neg. Cash Volume:	38,425	Dressed Formula Vol: 22,013
Live Steer Avg:	\$114.25	Steer/Heifer Avg: \$185.65
Live Heifer Avg:	\$114.19	Dressed Neg. Grid Vol: 783
Dressed Steer Avg:	\$180.05	Steer/Heifer Avg: \$184.96
Dressed Heifer Avg:	\$180.00	TOTAL VOLUME: 61,221
LM CT106	TOTAL WK TO DATE VOLUME:	134,051
Committed:	73,965	Delivered: 66,467

LM CT118	TX-OK-NM	LM CT109
Neg. Cash Volume:	1,428	Dressed Formula Vol: 3,668
Live Steer Avg:	\$114.19	Steer/Heifer Avg: \$182.93
Live Heifer Avg:	\$114.22	Dressed Neg. Grid Vol: 0
Dressed Steer Avg:	\$0.00	Steer/Heifer Avg: \$0.00
Dressed Heifer Avg:	\$0.00	TOTAL VOLUME: 5,096
LM CT106	TOTAL WK TO DATE VOLUME:	24,635
Committed:	6,102	Delivered: 13,507

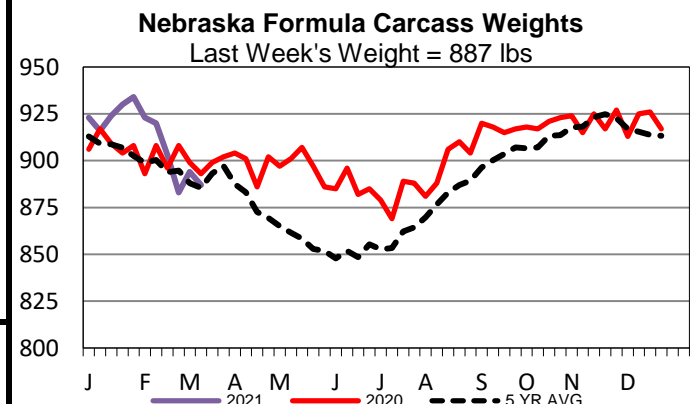
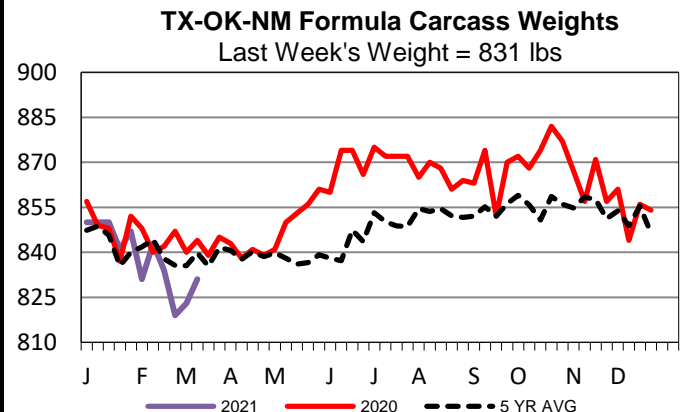
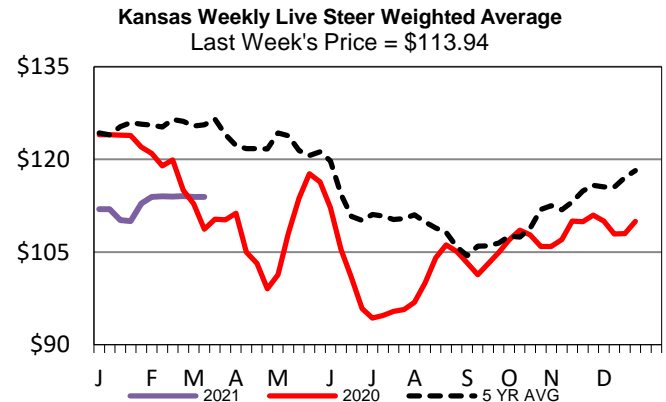
LM CT121	KANSAS	LM CT109
Neg. Cash Volume:	9,376	Dressed Formula Vol: 6,991
Live Steer Avg:	\$113.92	Steer/Heifer Avg: \$184.29
Live Heifer Avg:	\$114.00	Dressed Neg. Grid Vol: 0
Dressed Steer Avg:	\$0.00	Steer/Heifer Avg: \$0.00
Dressed Heifer Avg:	\$0.00	TOTAL VOLUME: 16,367
LM CT106	TOTAL WK TO DATE VOLUME:	47,881
Committed:	18,554	Delivered: 18,484

LM CT124	NEBRASKA	LM CT109
Neg. Cash Volume:	10,221	Dressed Formula Vol: 7,433
Live Steer Avg:	\$114.15	Steer/Heifer Avg: \$189.88
Live Heifer Avg:	\$114.25	Dressed Neg. Grid Vol: 162
Dressed Steer Avg:	\$179.85	Steer/Heifer Avg: \$189.55
Dressed Heifer Avg:	\$0.00	TOTAL VOLUME: 17,816
LM CT106	TOTAL WK TO DATE VOLUME:	27,620
Committed:	23,734	Delivered: 16,123

LM CT134	COLORADO	LM CT109
Neg. Cash Volume:	2,734	Dressed Formula Vol: 1,662
Live Steer Avg:	\$114.00	Steer/Heifer Avg: \$184.27
Live Heifer Avg:	\$114.00	Dressed Neg. Grid Vol: 404
Dressed Steer Avg:	\$0.00	Steer/Heifer Avg: \$185.97
Dressed Heifer Avg:	\$0.00	TOTAL VOLUME: 4,800
LM CT106	TOTAL WK TO DATE VOLUME:	10,246
Committed:	5,099	Delivered: 9,407

LM CT137	IA-MN	LM CT109
Neg. Cash Volume:	14,666	Dressed Formula Vol: 2,298
Live Steer Avg:	\$114.59	Steer/Heifer Avg: \$181.15
Live Heifer Avg:	\$114.40	Dressed Neg. Grid Vol: 217
Dressed Steer Avg:	\$180.19	Steer/Heifer Avg: \$179.65
Dressed Heifer Avg:	\$180.00	TOTAL VOLUME: 17,181
LM CT106	TOTAL WK TO DATE VOLUME:	23,864
Committed:	20,476	Delivered: 8,946

For Wednesday cash trading was slow to moderate on moderate demand in Kansas, Northern Plains and Western Cornbelt. In Kansas live traded steady at 114.00. In Nebraska live traded steady to 1.00 higher at 114.00, with a few up to 115.25. Last week dressed traded at 180.00. In Colorado live traded steady at 114.00. In the Western Cornbelt live traded 2.00 higher from 114.00-115.00, with a few up to 116.00. Last week dressed traded from 178.00-180.00. Wednesday in the Texas Panhandle cash trading was limited on light demand. Last week live traded at 114.00.



USDA Livestock, Poultry and Grain Market News

St. Joseph, Missouri

Phone: 816-676-7000

stjoe.lpgmn@ams.usda.gov