

Daily Direct Steer and Heifer Slaughter Cattle Summary

For Trade on:

Tuesday, March 16, 2021

LM CT100	5-AREA	LM CT109	
Neg. Cash Volume:	3,626	Dressed Formula Vol:	18,117
Live Steer Avg:	\$114.00	Steer/Heifer Avg:	\$184.09
Live Heifer Avg:	\$114.00	Dressed Neg. Grid Vol:	1,377
Dressed Steer Avg:	\$178.00	Steer/Heifer Avg:	\$183.68
Dressed Heifer Avg:	\$0.00	TOTAL VOLUME:	23,120
LM CT106	TOTAL WK TO DATE VOLUME:		72,830
Committed:	67,759	Delivered:	66,460

LM CT118	TX-OK-NM	LM CT109	
Neg. Cash Volume:	0	Dressed Formula Vol:	7,133
Live Steer Avg:	\$0.00	Steer/Heifer Avg:	\$181.00
Live Heifer Avg:	\$0.00	Dressed Neg. Grid Vol:	38
Dressed Steer Avg:	\$0.00	Steer/Heifer Avg:	\$170.04
Dressed Heifer Avg:	\$0.00	TOTAL VOLUME:	7,171
LM CT106	TOTAL WK TO DATE VOLUME:		19,539
Committed:	20,909	Delivered:	18,856

LM CT121	KANSAS	LM CT109	
Neg. Cash Volume:	2,776	Dressed Formula Vol:	2,801
Live Steer Avg:	\$114.00	Steer/Heifer Avg:	\$182.18
Live Heifer Avg:	\$114.00	Dressed Neg. Grid Vol:	0
Dressed Steer Avg:	\$0.00	Steer/Heifer Avg:	\$0.00
Dressed Heifer Avg:	\$0.00	TOTAL VOLUME:	5,577
LM CT106	TOTAL WK TO DATE VOLUME:		31,514
Committed:	23,019	Delivered:	17,643

LM CT124	NEBRASKA	LM CT109	
Neg. Cash Volume:	677	Dressed Formula Vol:	2,356
Live Steer Avg:	\$114.00	Steer/Heifer Avg:	\$191.63
Live Heifer Avg:	\$114.00	Dressed Neg. Grid Vol:	588
Dressed Steer Avg:	\$0.00	Steer/Heifer Avg:	\$186.03
Dressed Heifer Avg:	\$0.00	TOTAL VOLUME:	3,621
LM CT106	TOTAL WK TO DATE VOLUME:		9,804
Committed:	9,236	Delivered:	12,949

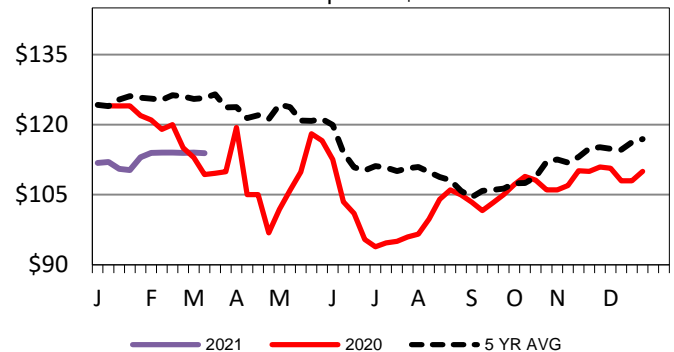
LM CT134	COLORADO	LM CT109	
Neg. Cash Volume:	68	Dressed Formula Vol:	3,073
Live Steer Avg:	\$0.00	Steer/Heifer Avg:	\$189.28
Live Heifer Avg:	\$0.00	Dressed Neg. Grid Vol:	140
Dressed Steer Avg:	\$0.00	Steer/Heifer Avg:	\$178.77
Dressed Heifer Avg:	\$0.00	TOTAL VOLUME:	3,281
LM CT106	TOTAL WK TO DATE VOLUME:		5,446
Committed:	10,785	Delivered:	8,979

LM CT137	IA-MN	LM CT109	
Neg. Cash Volume:	105	Dressed Formula Vol:	2,790
Live Steer Avg:	\$0.00	Steer/Heifer Avg:	\$181.64
Live Heifer Avg:	\$0.00	Dressed Neg. Grid Vol:	611
Dressed Steer Avg:	\$0.00	Steer/Heifer Avg:	\$183.39
Dressed Heifer Avg:	\$178.00	TOTAL VOLUME:	3,506
LM CT106	TOTAL WK TO DATE VOLUME:		6,683
Committed:	3,810	Delivered:	8,033

For Tuesday cash trading was limited on light demand in Kansas. A few early live traded steady at 114.00, when compared to last week. In Nebraska and Western Cornbelt cash trading was mostly inactive on very light demand. In the Texas Panhandle and Colorado cash trading was at a standstill. Last week in the Texas Panhandle and Colorado live traded at 114.00. In Nebraska live and dressed trading from 113.00-114.00 and at 180.00, respectively. In the Western Cornbelt live and dressed traded from 112.00-113.00 and 178.00-180.00, respectively.

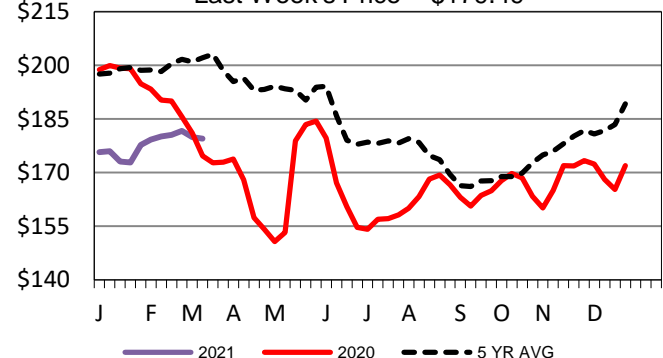
TX-OK-NM Wkly Live Steer Wtd Avg

Last week's price= \$ 113.87



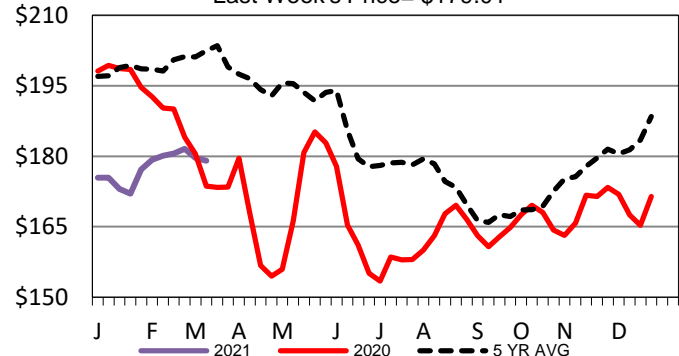
Nebraska Weekly Dressed Steer Weighted Avg

Last Week's Price = \$179.49



Iowa-Minnesota Wkly Dressed Steer Wtd Avg

Last Week's Price= \$179.01



USDA Livestock, Poultry and Grain Market News

St. Joseph, Missouri

Phone: 816-676-7000

stjoe.lpgmn@ams.usda.gov