

## Daily Direct Steer and Heifer Slaughter Cattle Summary

For Trade on:

Monday, March 15, 2021

<a href="#">LM CT100</a>	5-AREA	<a href="#">LM CT109</a>	
Neg. Cash Volume:	0	Dressed Formula Vol:	46,317
Live Steer Avg:	\$0.00	Steer/Heifer Avg:	\$182.37
Live Heifer Avg:	\$0.00	Dressed Neg. Grid Vol:	3,393
Dressed Steer Avg:	\$0.00	Steer/Heifer Avg:	\$182.24
Dressed Heifer Avg:	\$0.00	TOTAL VOLUME:	49,710
<a href="#">LM CT106</a>	TOTAL WK TO DATE VOLUME:		261,333
Committed:	75,788	Delivered:	63,764

<a href="#">LM CT118</a>	TX-OK-NM	<a href="#">LM CT109</a>	
Neg. Cash Volume:	0	Dressed Formula Vol:	11,592
Live Steer Avg:	\$0.00	Steer/Heifer Avg:	\$180.62
Live Heifer Avg:	\$0.00	Dressed Neg. Grid Vol:	776
Dressed Steer Avg:	\$0.00	Steer/Heifer Avg:	\$180.89
Dressed Heifer Avg:	\$0.00	TOTAL VOLUME:	12,368
<a href="#">LM CT106</a>	TOTAL WK TO DATE VOLUME:		52,237
Committed:	21,085	Delivered:	17,895

<a href="#">LM_CT121</a>	KANSAS	<a href="#">LM_CT109</a>	
Neg. Cash Volume:	0	Dressed Formula Vol:	24,887
Live Steer Avg:	\$0.00	Steer/Heifer Avg:	\$182.45
Live Heifer Avg:	\$0.00	Dressed Neg. Grid Vol:	1,050
Dressed Steer Avg:	\$0.00	Steer/Heifer Avg:	\$179.77
Dressed Heifer Avg:	\$0.00	TOTAL VOLUME:	25,937
<a href="#">LM_CT106</a>	TOTAL WK TO DATE VOLUME:		72,832
Committed:	15,560	Delivered:	19,215

<a href="#">LM CT124</a>	NEBRASKA	<a href="#">LM CT109</a>	
Neg. Cash Volume:	0	Dressed Formula Vol:	5,389
Live Steer Avg:	\$0.00	Steer/Heifer Avg:	\$185.34
Live Heifer Avg:	\$0.00	Dressed Neg. Grid Vol:	794
Dressed Steer Avg:	\$0.00	Steer/Heifer Avg:	\$183.01
Dressed Heifer Avg:	\$0.00	TOTAL VOLUME:	6,183
<a href="#">LM CT106</a>	TOTAL WK TO DATE VOLUME:		73,199
Committed:	22,879	Delivered:	10,729

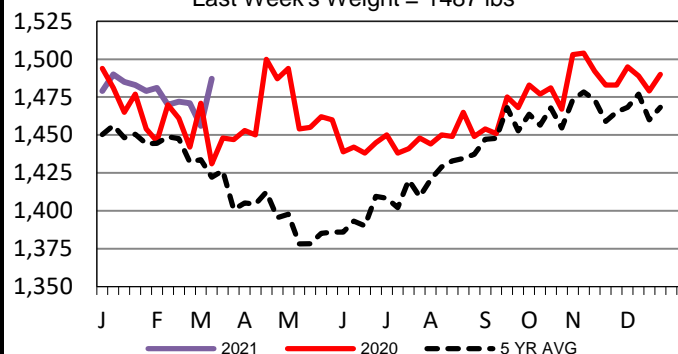
<a href="#">LM CT134</a>	COLORADO	<a href="#">LM CT109</a>	
Neg. Cash Volume:	0	Dressed Formula Vol:	2,165
Live Steer Avg:	\$0.00	Steer/Heifer Avg:	\$181.98
Live Heifer Avg:	\$0.00	Dressed Neg. Grid Vol:	0
Dressed Steer Avg:	\$0.00	Steer/Heifer Avg:	\$0.00
Dressed Heifer Avg:	\$0.00	TOTAL VOLUME:	2,165
<a href="#">LM CT106</a>	TOTAL WK TO DATE VOLUME:		25,738
Committed:	4,370	Delivered:	5,018

<a href="#">LM CT137</a>	IA-MN	<a href="#">LM CT109</a>	
Neg. Cash Volume:	0	Dressed Formula Vol:	2,404
Live Steer Avg:	\$0.00	Steer/Heifer Avg:	\$183.65
Live Heifer Avg:	\$0.00	Dressed Neg. Grid Vol:	773
Dressed Steer Avg:	\$0.00	Steer/Heifer Avg:	\$186.16
Dressed Heifer Avg:	\$178.00	TOTAL VOLUME:	3,177
<a href="#">LM CT106</a>	TOTAL WK TO DATE VOLUME:		38,582
Committed:	11.894	Delivered:	10.907

For Monday negotiated cash trading was at a standstill in all major feeding regions. Last week in the Southern Plains and Colorado live purchases traded at 114.00. In Nebraska live and dressed purchases trading from 113.00-114.00 and at 180.00, respectively. In the Western Cornbelt live and dressed purchases traded from 112.00-113.00 and 178.00-180.00, respectively.

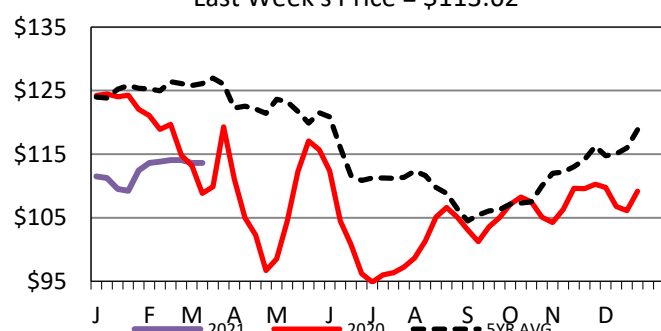
## 5-Area Negotiated Cash Live Steer Weights

Last Week's Weight = 1487 lbs



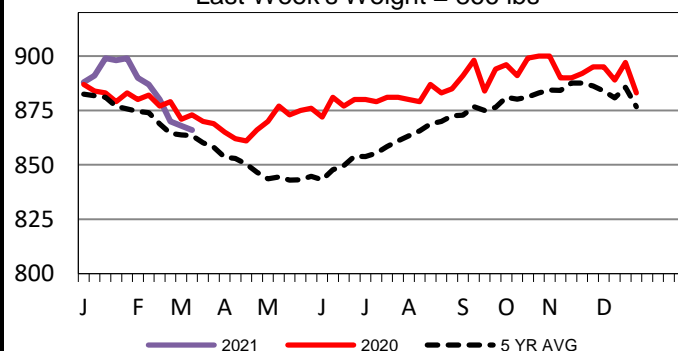
## 5-Area Live Steer Weighted Average

Last Week's Price = \$113.62



## 5-Area Formula Carcass Weight

Last Week's Weight = 866 lbs



## USDA Livestock, Poultry and Grain Market News

St. Joseph, Missouri

Phone: 816-676-7000

[stjoe.lpgmn@ams.usda.gov](mailto:stjoe.lpgmn@ams.usda.gov)