

Daily Direct Steer and Heifer Slaughter Cattle Summary

For Trade on:

Friday, March 12, 2021

LM CT100	5-AREA	LM CT109
Neg. Cash Volume:	9,976	Dressed Formula Vol: 38,430
Live Steer Avg:	\$113.96	Steer/Heifer Avg: \$183.53
Live Heifer Avg:	\$113.96	Dressed Neg. Grid Vol: 1,434
Dressed Steer Avg:	\$180.00	Steer/Heifer Avg: \$181.00
Dressed Heifer Avg:	\$179.68	TOTAL VOLUME: 49,840
LM CT106	TOTAL WK TO DATE VOLUME: 261,333	
Committed:	98,916	Delivered: 93,678

LM CT118	TX-OK-NM	LM CT109
Neg. Cash Volume:	148	Dressed Formula Vol: 9,369
Live Steer Avg:	\$114.00	Steer/Heifer Avg: \$180.38
Live Heifer Avg:	\$0.00	Dressed Neg. Grid Vol: 0
Dressed Steer Avg:	\$0.00	Steer/Heifer Avg: \$0.00
Dressed Heifer Avg:	\$0.00	TOTAL VOLUME: 9,517
LM CT106	TOTAL WK TO DATE VOLUME: 52,237	
Committed:	28,665	Delivered: 29,097

LM CT121	KANSAS	LM CT109
Neg. Cash Volume:	3,656	Dressed Formula Vol: 15,414
Live Steer Avg:	\$114.00	Steer/Heifer Avg: \$184.63
Live Heifer Avg:	\$114.00	Dressed Neg. Grid Vol: 0
Dressed Steer Avg:	\$0.00	Steer/Heifer Avg: \$0.00
Dressed Heifer Avg:	\$0.00	TOTAL VOLUME: 19,070
LM CT106	TOTAL WK TO DATE VOLUME: 72,832	
Committed:	29,219	Delivered: 26,156

LM CT124	NEBRASKA	LM CT109
Neg. Cash Volume:	2,635	Dressed Formula Vol: 5,939
Live Steer Avg:	\$114.00	Steer/Heifer Avg: \$184.98
Live Heifer Avg:	\$114.00	Dressed Neg. Grid Vol: 835
Dressed Steer Avg:	\$180.00	Steer/Heifer Avg: \$181.77
Dressed Heifer Avg:	\$180.00	TOTAL VOLUME: 9,409
LM CT106	TOTAL WK TO DATE VOLUME: 73,199	
Committed:	14,158	Delivered: 13,896

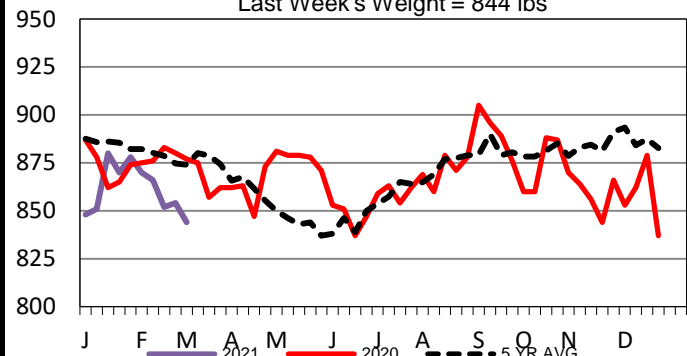
LM CT134	COLORADO	LM CT109
Neg. Cash Volume:	124	Dressed Formula Vol: 4,252
Live Steer Avg:	\$114.00	Steer/Heifer Avg: \$186.33
Live Heifer Avg:	\$0.00	Dressed Neg. Grid Vol: 0
Dressed Steer Avg:	\$0.00	Steer/Heifer Avg: \$0.00
Dressed Heifer Avg:	\$0.00	TOTAL VOLUME: 4,376
LM CT106	TOTAL WK TO DATE VOLUME: 25,738	
Committed:	17,258	Delivered: 7,189

LM CT137	IA-MN	LM CT109
Neg. Cash Volume:	3,413	Dressed Formula Vol: 3,813
Live Steer Avg:	\$113.90	Steer/Heifer Avg: \$181.85
Live Heifer Avg:	\$113.41	Dressed Neg. Grid Vol: 599
Dressed Steer Avg:	\$0.00	Steer/Heifer Avg: \$179.93
Dressed Heifer Avg:	\$178.00	TOTAL VOLUME: 7,825
LM CT106	TOTAL WK TO DATE VOLUME: 38,582	
Committed:	9,616	Delivered: 17,340

For Friday cash trading was limited on light demand in all major feeding regions with a few live in Kansas and Nebraska at 114.00. The last reported market in the Southern Plains was on Wednesday with live purchases at 114.00. In Nebraska on Wednesday, live purchases traded from 113.00-114.00 and dressed purchases at 180.00. In Colorado on Wednesday, live purchases traded at 114.00. On Wednesday in the Western Cornbelt, live purchases traded from 112.00-113.00 and dressed purchases from 178.00-180.00.

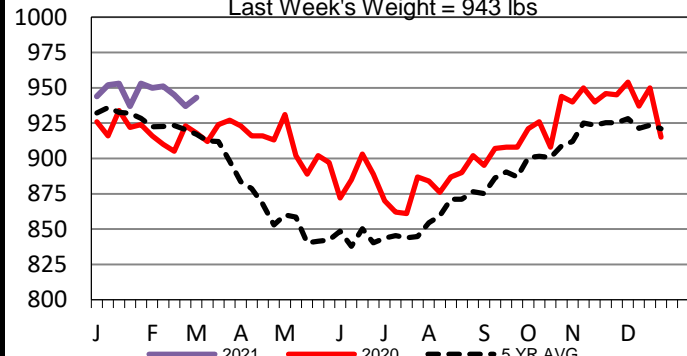
Colorado Formula Carcass Weights

Last Week's Weight = 844 lbs



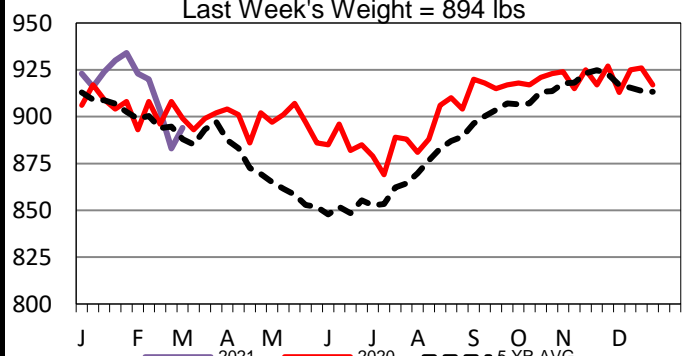
Iowa-Minnesota Formula Carcass Weights

Last Week's Weight = 943 lbs



Nebraska Formula Carcass Weights

Last Week's Weight = 894 lbs



USDA Livestock, Poultry and Grain Market News

St. Joseph, Missouri

Phone: 816-676-7000

stjoe.lpgmn@ams.usda.gov