

Daily Direct Steer and Heifer Slaughter Cattle Summary

For Trade on:

Thursday, March 11, 2021

LM CT100	5-AREA	LM CT109
Neg. Cash Volume:	7,280	Dressed Formula Vol: 30,570
Live Steer Avg:	\$113.17	Steer/Heifer Avg: \$184.42
Live Heifer Avg:	\$112.13	Dressed Neg. Grid Vol: 1,465
Dressed Steer Avg:	\$179.43	Steer/Heifer Avg: \$183.01
Dressed Heifer Avg:	\$179.31	TOTAL VOLUME: 39,315
LM CT106	TOTAL WK TO DATE VOLUME:	211,493
Committed:	59,397	Delivered: 63,953

LM CT118	TX-OK-NM	LM CT109
Neg. Cash Volume:	0	Dressed Formula Vol: 6,510
Live Steer Avg:	\$0.00	Steer/Heifer Avg: \$182.00
Live Heifer Avg:	\$0.00	Dressed Neg. Grid Vol: 0
Dressed Steer Avg:	\$0.00	Steer/Heifer Avg: \$0.00
Dressed Heifer Avg:	\$0.00	TOTAL VOLUME: 6,510
LM CT106	TOTAL WK TO DATE VOLUME:	42,720
Committed:	9,463	Delivered: 19,595

LM CT121	KANSAS	LM CT109
Neg. Cash Volume:	40	Dressed Formula Vol: 8,566
Live Steer Avg:	\$0.00	Steer/Heifer Avg: \$183.67
Live Heifer Avg:	\$114.00	Dressed Neg. Grid Vol: 0
Dressed Steer Avg:	\$0.00	Steer/Heifer Avg: \$0.00
Dressed Heifer Avg:	\$0.00	TOTAL VOLUME: 8,606
LM CT106	TOTAL WK TO DATE VOLUME:	53,762
Committed:	17,153	Delivered: 15,440

LM CT124	NEBRASKA	LM CT109
Neg. Cash Volume:	4,193	Dressed Formula Vol: 5,504
Live Steer Avg:	\$112.56	Steer/Heifer Avg: \$188.03
Live Heifer Avg:	\$112.00	Dressed Neg. Grid Vol: 509
Dressed Steer Avg:	\$179.51	Steer/Heifer Avg: \$184.47
Dressed Heifer Avg:	\$180.00	TOTAL VOLUME: 10,206
LM CT106	TOTAL WK TO DATE VOLUME:	63,790
Committed:	23,233	Delivered: 14,152

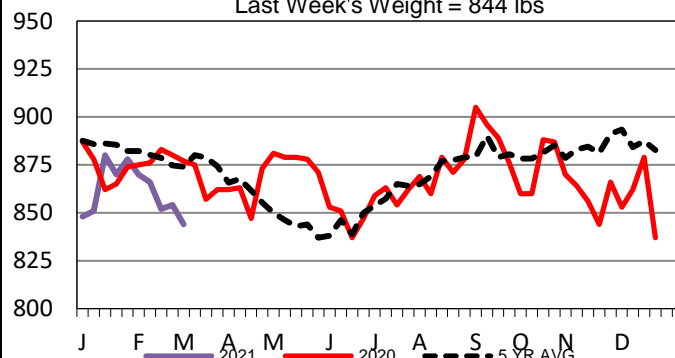
LM CT134	COLORADO	LM CT109
Neg. Cash Volume:	0	Dressed Formula Vol: 6,915
Live Steer Avg:	\$0.00	Steer/Heifer Avg: \$186.57
Live Heifer Avg:	\$0.00	Dressed Neg. Grid Vol: 0
Dressed Steer Avg:	\$0.00	Steer/Heifer Avg: \$0.00
Dressed Heifer Avg:	\$0.00	TOTAL VOLUME: 6,915
LM CT106	TOTAL WK TO DATE VOLUME:	21,362
Committed:	2,399	Delivered: 6,372

LM CT137	IA-MN	LM CT109
Neg. Cash Volume:	3,047	Dressed Formula Vol: 3,408
Live Steer Avg:	\$113.32	Steer/Heifer Avg: \$180.82
Live Heifer Avg:	\$112.10	Dressed Neg. Grid Vol: 996
Dressed Steer Avg:	\$179.39	Steer/Heifer Avg: \$182.54
Dressed Heifer Avg:	\$178.00	TOTAL VOLUME: 7,451
LM CT106	TOTAL WK TO DATE VOLUME:	30,757
Committed:	7,149	Delivered: 8,394

For Thursday cash trading was limited on light demand in Kansas, Nebraska, and the Western Cornbelt, and at a standstill in all other major feeding regions. Not enough purchases in any region for a full market trend. The last reported market in the Southern Plains was on Wednesday with live at 114.00. In Nebraska on Wednesday, live traded from 113.00-114.00 and dressed at 180.00. In Colorado on Wednesday, live traded at 114.00. On Wednesday in the Western Cornbelt, live traded from 112.00-113.00 and dressed from 178.00-180.00.

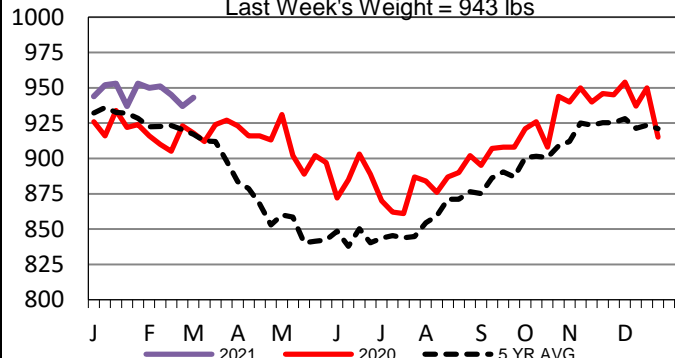
Colorado Formula Carcass Weights

Last Week's Weight = 844 lbs



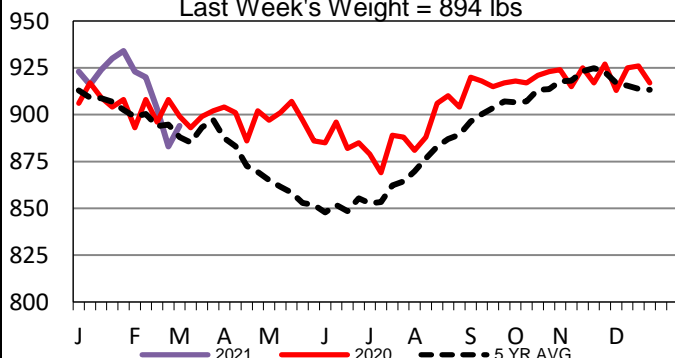
Iowa-Minnesota Formula Carcass Weights

Last Week's Weight = 943 lbs



Nebraska Formula Carcass Weights

Last Week's Weight = 894 lbs



USDA Livestock, Poultry and Grain Market News

St. Joseph, Missouri

Phone: 816-676-7000

stjoe.lpgmn@ams.usda.gov