

Daily Direct Steer and Heifer Slaughter Cattle Summary

For Trade on:

Monday, March 08, 2021

LM_CT100	5-AREA	LM_CT109
Neg. Cash Volume:	39	Dressed Formula Vol: 44,369
Live Steer Avg:	\$0.00	Steer/Heifer Avg: \$182.70
Live Heifer Avg:	\$0.00	Dressed Neg. Grid Vol: 4,698
Dressed Steer Avg:	\$0.00	Steer/Heifer Avg: \$183.85
Dressed Heifer Avg:	\$0.00	TOTAL VOLUME: 49,106
LM_CT106	TOTAL WK TO DATE VOLUME:	49,106
Committed:	65,425	Delivered: 71,157

LM_CT118	TX-OK-NM	LM_CT109
Neg. Cash Volume:	0	Dressed Formula Vol: 14,636
Live Steer Avg:	\$0.00	Steer/Heifer Avg: \$181.34
Live Heifer Avg:	\$0.00	Dressed Neg. Grid Vol: 151
Dressed Steer Avg:	\$0.00	Steer/Heifer Avg: \$179.92
Dressed Heifer Avg:	\$0.00	TOTAL VOLUME: 14,787
LM_CT106	TOTAL WK TO DATE VOLUME:	14,787
Committed:	19,417	Delivered: 16,988

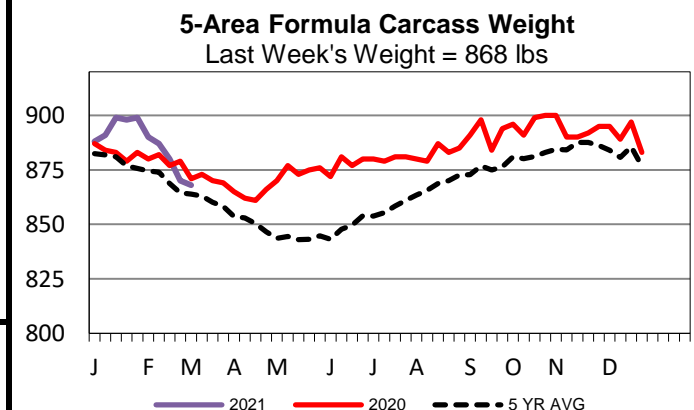
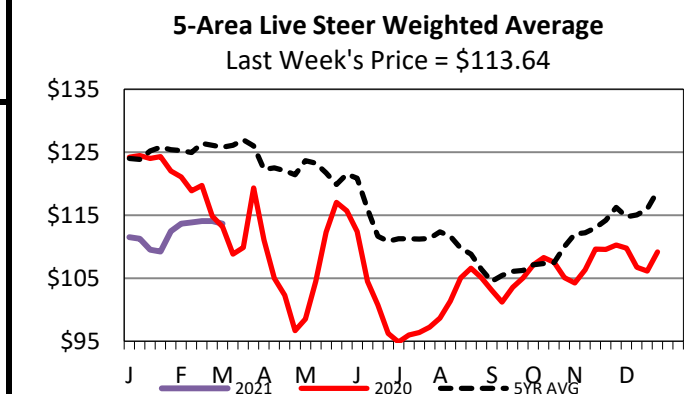
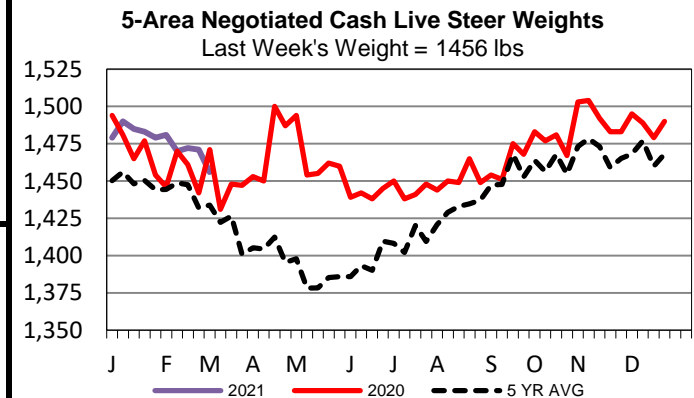
LM_CT121	KANSAS	LM_CT109
Neg. Cash Volume:	0	Dressed Formula Vol: 19,196
Live Steer Avg:	\$0.00	Steer/Heifer Avg: \$182.40
Live Heifer Avg:	\$0.00	Dressed Neg. Grid Vol: 289
Dressed Steer Avg:	\$0.00	Steer/Heifer Avg: \$179.92
Dressed Heifer Avg:	\$0.00	TOTAL VOLUME: 19,485
LM_CT106	TOTAL WK TO DATE VOLUME:	19,485
Committed:	12,385	Delivered: 17,927

LM_CT124	NEBRASKA	LM_CT109
Neg. Cash Volume:	0	Dressed Formula Vol: 7,563
Live Steer Avg:	\$0.00	Steer/Heifer Avg: \$186.14
Live Heifer Avg:	\$0.00	Dressed Neg. Grid Vol: 2,192
Dressed Steer Avg:	\$0.00	Steer/Heifer Avg: \$184.36
Dressed Heifer Avg:	\$0.00	TOTAL VOLUME: 9,755
LM_CT106	TOTAL WK TO DATE VOLUME:	9,755
Committed:	11,618	Delivered: 17,901

LM_CT134	COLORADO	LM_CT109
Neg. Cash Volume:	0	Dressed Formula Vol: 174
Live Steer Avg:	\$0.00	Steer/Heifer Avg: \$180.90
Live Heifer Avg:	\$0.00	Dressed Neg. Grid Vol: 1,604
Dressed Steer Avg:	\$0.00	Steer/Heifer Avg: \$184.20
Dressed Heifer Avg:	\$0.00	TOTAL VOLUME: 1,778
LM_CT106	TOTAL WK TO DATE VOLUME:	1,778
Committed:	9,783	Delivered: 8,357

LM_CT137	IA-MN	LM_CT109
Neg. Cash Volume:	39	Dressed Formula Vol: 3,133
Live Steer Avg:	\$0.00	Steer/Heifer Avg: \$182.72
Live Heifer Avg:	\$0.00	Dressed Neg. Grid Vol: 538
Dressed Steer Avg:	\$0.00	Steer/Heifer Avg: \$184.33
Dressed Heifer Avg:	\$180.00	TOTAL VOLUME: 3,710
LM_CT106	TOTAL WK TO DATE VOLUME:	3,710
Committed:	12,222	Delivered: 9,984

For Monday negotiated cash trading was mostly inactive on very light demand in the Western Cornbelt. Not enough purchases for a full market trend. Negotiated cash trading was at a standstill in all other major feeding regions. Last week in the Southern Plains live purchases traded at 114.00. In Nebraska, live purchases traded from 113.00-114.00 and dressed purchases traded at 180.00. In Colorado, live purchases traded from 113.00-114.00. In the Western Cornbelt live purchases traded from 112.00-114.00 and dressed purchases traded at 180.00.



USDA Livestock, Poultry and Grain Market News

St. Joseph, Missouri

Phone: 816-676-7000

stjoe.lpgmn@ams.usda.gov