

## Daily Direct Steer and Heifer Slaughter Cattle Summary

For Trade on:

Monday, March 01, 2021

<a href="#">LM_CT100</a>	<b>5-AREA</b>	<a href="#">LM_CT109</a>
<b>Neg. Cash Volume:</b>	39	<b>Dressed Formula Vol:</b> 42,114
<b>Live Steer Avg:</b>	\$0.00	<b>Steer/Heifer Avg:</b> \$182.69
<b>Live Heifer Avg:</b>	\$0.00	<b>Dressed Neg. Grid Vol:</b> 3,368
<b>Dressed Steer Avg:</b>	\$0.00	<b>Steer/Heifer Avg:</b> \$181.15
<b>Dressed Heifer Avg:</b>	\$0.00	<b>TOTAL VOLUME:</b> 45,521
<a href="#">LM_CT106</a>	<b>TOTAL WK TO DATE VOLUME:</b>	45,521
<b>Committed:</b>	68,975	<b>Delivered:</b> 67,494

<a href="#">LM_CT118</a>	<b>TX-OK-NM</b>	<a href="#">LM_CT109</a>
<b>Neg. Cash Volume:</b>	0	<b>Dressed Formula Vol:</b> 12,640
<b>Live Steer Avg:</b>	\$0.00	<b>Steer/Heifer Avg:</b> \$181.20
<b>Live Heifer Avg:</b>	\$0.00	<b>Dressed Neg. Grid Vol:</b> 556
<b>Dressed Steer Avg:</b>	\$0.00	<b>Steer/Heifer Avg:</b> \$179.40
<b>Dressed Heifer Avg:</b>	\$0.00	<b>TOTAL VOLUME:</b> 13,196
<a href="#">LM_CT106</a>	<b>TOTAL WK TO DATE VOLUME:</b>	13,196
<b>Committed:</b>	14,342	<b>Delivered:</b> 18,787

<a href="#">LM_CT121</a>	<b>KANSAS</b>	<a href="#">LM_CT109</a>
<b>Neg. Cash Volume:</b>	0	<b>Dressed Formula Vol:</b> 19,437
<b>Live Steer Avg:</b>	\$0.00	<b>Steer/Heifer Avg:</b> \$182.81
<b>Live Heifer Avg:</b>	\$0.00	<b>Dressed Neg. Grid Vol:</b> 602
<b>Dressed Steer Avg:</b>	\$0.00	<b>Steer/Heifer Avg:</b> \$182.05
<b>Dressed Heifer Avg:</b>	\$0.00	<b>TOTAL VOLUME:</b> 20,039
<a href="#">LM_CT106</a>	<b>TOTAL WK TO DATE VOLUME:</b>	20,039
<b>Committed:</b>	13,715	<b>Delivered:</b> 15,649

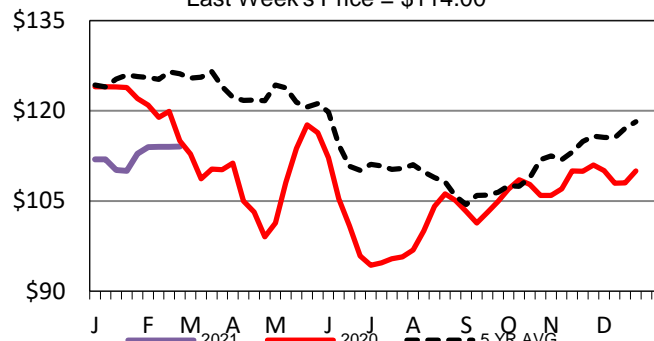
<a href="#">LM_CT124</a>	<b>NEBRASKA</b>	<a href="#">LM_CT109</a>
<b>Neg. Cash Volume:</b>	0	<b>Dressed Formula Vol:</b> 5,792
<b>Live Steer Avg:</b>	\$0.00	<b>Steer/Heifer Avg:</b> \$185.67
<b>Live Heifer Avg:</b>	\$0.00	<b>Dressed Neg. Grid Vol:</b> 1,045
<b>Dressed Steer Avg:</b>	\$0.00	<b>Steer/Heifer Avg:</b> \$181.80
<b>Dressed Heifer Avg:</b>	\$0.00	<b>TOTAL VOLUME:</b> 6,837
<a href="#">LM_CT106</a>	<b>TOTAL WK TO DATE VOLUME:</b>	6,837
<b>Committed:</b>	15,187	<b>Delivered:</b> 15,805

<a href="#">LM_CT134</a>	<b>COLORADO</b>	<a href="#">LM_CT109</a>
<b>Neg. Cash Volume:</b>	0	<b>Dressed Formula Vol:</b> 2,663
<b>Live Steer Avg:</b>	\$0.00	<b>Steer/Heifer Avg:</b> \$183.16
<b>Live Heifer Avg:</b>	\$0.00	<b>Dressed Neg. Grid Vol:</b> 40
<b>Dressed Steer Avg:</b>	\$0.00	<b>Steer/Heifer Avg:</b> \$182.83
<b>Dressed Heifer Avg:</b>	\$0.00	<b>TOTAL VOLUME:</b> 2,703
<a href="#">LM_CT106</a>	<b>TOTAL WK TO DATE VOLUME:</b>	2,703
<b>Committed:</b>	16,607	<b>Delivered:</b> 6,553

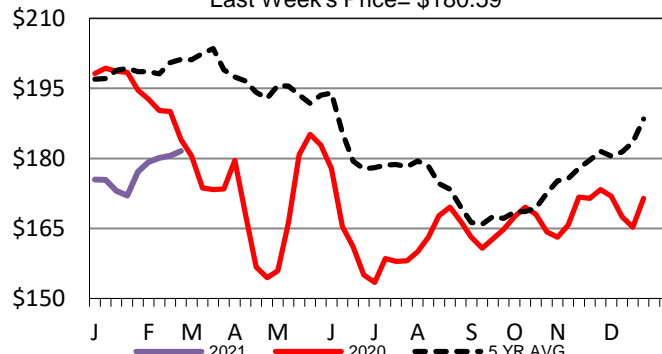
<a href="#">LM_CT137</a>	<b>IA-MN</b>	<a href="#">LM_CT109</a>
<b>Neg. Cash Volume:</b>	39	<b>Dressed Formula Vol:</b> 1,755
<b>Live Steer Avg:</b>	\$0.00	<b>Steer/Heifer Avg:</b> \$181.41
<b>Live Heifer Avg:</b>	\$0.00	<b>Dressed Neg. Grid Vol:</b> 1,205
<b>Dressed Steer Avg:</b>	\$0.00	<b>Steer/Heifer Avg:</b> \$180.89
<b>Dressed Heifer Avg:</b>	\$0.00	<b>TOTAL VOLUME:</b> 2,999
<a href="#">LM_CT106</a>	<b>TOTAL WK TO DATE VOLUME:</b>	2,999
<b>Committed:</b>	9,124	<b>Delivered:</b> 10,700

For Monday negotiated cash trading was at a standstill in the Southern Plains and Nebraska. In the Western Cornbelt negotiated cash trading was inactive on very light demand. Not enough purchases for a market trend. For the prior week live purchases were at 114.00 in the 5 Area Feeding Region. For the previous week in Nebraska and Western Cornbelt dressed purchases were at 182.00.

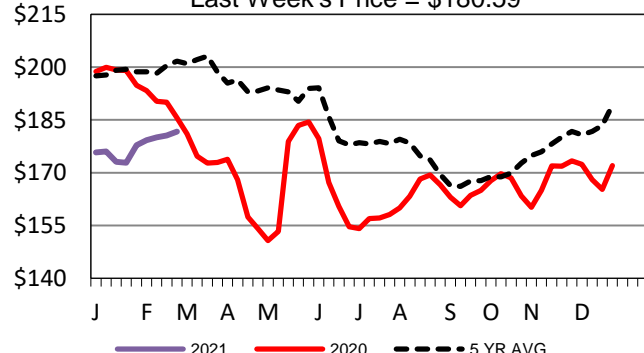
**Kansas Weekly Live Steer Weighted Average**  
Last Week's Price = \$114.00



**Iowa-Minnesota Wkly Dressed Steer Wtd Avg**  
Last Week's Price = \$180.59



**Nebraska Weekly Dressed Steer Weighted Avg**  
Last Week's Price = \$180.59



## USDA Livestock, Poultry and Grain Market News

St. Joseph, Missouri

Phone: 816-676-7000

[stjoe.lpgmn@ams.usda.gov](mailto:stjoe.lpgmn@ams.usda.gov)