

Daily Direct Steer and Heifer Slaughter Cattle Summary

For Trade on:

Friday, February 26, 2021

LM_CT100	5-AREA	LM_CT109
Neg. Cash Volume:	28,167	Dressed Formula Vol: 42,741
Live Steer Avg:	\$114.02	Steer/Heifer Avg: \$183.78
Live Heifer Avg:	\$114.13	Dressed Neg. Grid Vol: 1,063
Dressed Steer Avg:	\$180.56	Steer/Heifer Avg: \$183.52
Dressed Heifer Avg:	\$182.00	TOTAL VOLUME: 71,971
LM_CT106	TOTAL WK TO DATE VOLUME:	245,422
Committed:	148,928	Delivered: 105,794

LM_CT118	TX-OK-NM	LM_CT109
Neg. Cash Volume:	4,687	Dressed Formula Vol: 7,225
Live Steer Avg:	\$113.90	Steer/Heifer Avg: \$181.70
Live Heifer Avg:	\$114.51	Dressed Neg. Grid Vol: 73
Dressed Steer Avg:	\$0.00	Steer/Heifer Avg: \$184.38
Dressed Heifer Avg:	\$0.00	TOTAL VOLUME: 11,985
LM_CT106	TOTAL WK TO DATE VOLUME:	36,223
Committed:	44,226	Delivered: 28,009

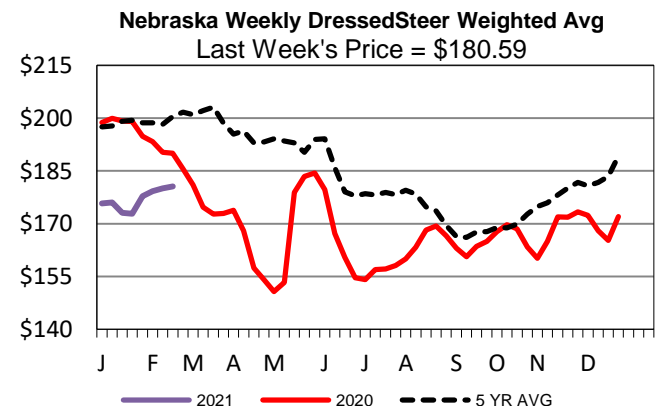
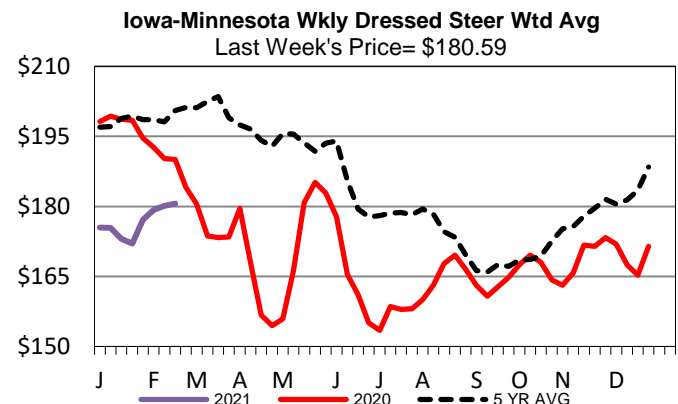
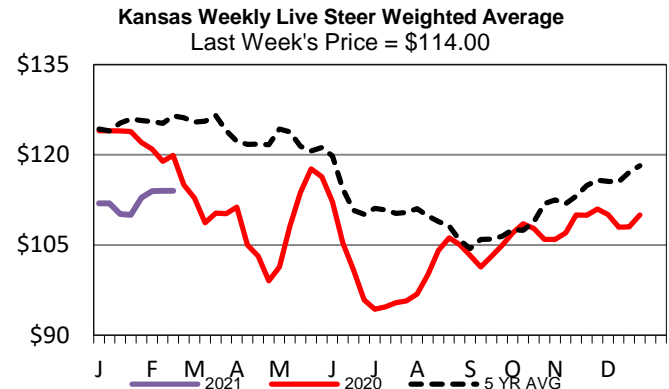
LM_CT121	KANSAS	LM_CT109
Neg. Cash Volume:	8,128	Dressed Formula Vol: 19,507
Live Steer Avg:	\$114.08	Steer/Heifer Avg: \$183.66
Live Heifer Avg:	\$114.10	Dressed Neg. Grid Vol: 0
Dressed Steer Avg:	\$0.00	Steer/Heifer Avg: \$0.00
Dressed Heifer Avg:	\$0.00	TOTAL VOLUME: 27,635
LM_CT106	TOTAL WK TO DATE VOLUME:	84,821
Committed:	40,883	Delivered: 30,640

LM_CT124	NEBRASKA	LM_CT109
Neg. Cash Volume:	13,348	Dressed Formula Vol: 6,712
Live Steer Avg:	\$114.00	Steer/Heifer Avg: \$185.21
Live Heifer Avg:	\$114.00	Dressed Neg. Grid Vol: 626
Dressed Steer Avg:	\$182.00	Steer/Heifer Avg: \$184.42
Dressed Heifer Avg:	\$182.00	TOTAL VOLUME: 20,686
LM_CT106	TOTAL WK TO DATE VOLUME:	69,273
Committed:	31,884	Delivered: 24,777

LM_CT134	COLORADO	LM_CT109
Neg. Cash Volume:	0	Dressed Formula Vol: 6,149
Live Steer Avg:	n/a	Steer/Heifer Avg: \$186.06
Live Heifer Avg:	n/a	Dressed Neg. Grid Vol: 0
Dressed Steer Avg:	n/a	Steer/Heifer Avg: \$0.00
Dressed Heifer Avg:	n/a	TOTAL VOLUME: 6,149
LM_CT106	TOTAL WK TO DATE VOLUME:	21,094
Committed:	17,032	Delivered: 6,678

LM_CT137	IA-MN	LM_CT109
Neg. Cash Volume:	2,004	Dressed Formula Vol: 3,445
Live Steer Avg:	\$114.31	Steer/Heifer Avg: \$182.10
Live Heifer Avg:	\$114.61	Dressed Neg. Grid Vol: 364
Dressed Steer Avg:	\$179.32	Steer/Heifer Avg: \$181.78
Dressed Heifer Avg:	\$182.00	TOTAL VOLUME: 5,813
LM_CT106	TOTAL WK TO DATE VOLUME:	35,172
Committed:	14,903	Delivered: 15,690

For Friday cash trading in the Southern Plains was slow on light demand with live steady compared to last week at 114.00. In Nebraska cash trading was light on light to moderate demand with live steady compared to Thursday at 114.00. The last reported dressed market was on Thursday at 182.00. In the Western Cornbelt cash trading was limited on light demand. The last reported market was on Thursday with live and dressed at 114.00 and 182.00 respectively.



USDA Livestock, Poultry and Grain Market News

St. Joseph, Missouri

Phone: 816-676-7000

stjoe.lpgmn@ams.usda.gov