

Daily Direct Steer and Heifer Slaughter Cattle Summary

For Trade on:

Wednesday, February 24, 2021

LM_CT100	5-AREA	LM_CT109
Neg. Cash Volume:	9,607	Dressed Formula Vol: 20,370
Live Steer Avg:	\$114.01	Steer/Heifer Avg: \$183.52
Live Heifer Avg:	\$113.82	Dressed Neg. Grid Vol: 1,860
Dressed Steer Avg:	\$180.49	Steer/Heifer Avg: \$184.53
Dressed Heifer Avg:	\$181.00	TOTAL VOLUME: 31,837
LM_CT106	TOTAL WK TO DATE VOLUME:	108,873
Committed:	67,278	Delivered: 69,348

LM_CT118	TX-OK-NM	LM_CT109
Neg. Cash Volume:	2,567	Dressed Formula Vol: 5,202
Live Steer Avg:	\$114.04	Steer/Heifer Avg: \$180.17
Live Heifer Avg:	\$114.09	Dressed Neg. Grid Vol: 0
Dressed Steer Avg:	\$0.00	Steer/Heifer Avg: \$0.00
Dressed Heifer Avg:	\$0.00	TOTAL VOLUME: 7,769
LM_CT106	TOTAL WK TO DATE VOLUME:	14,541
Committed:	20,621	Delivered: 16,901

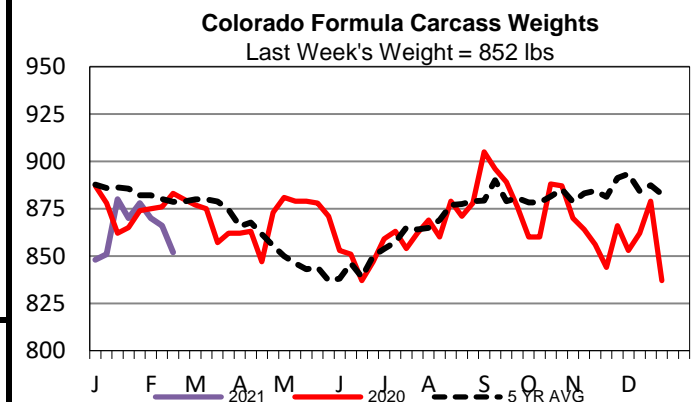
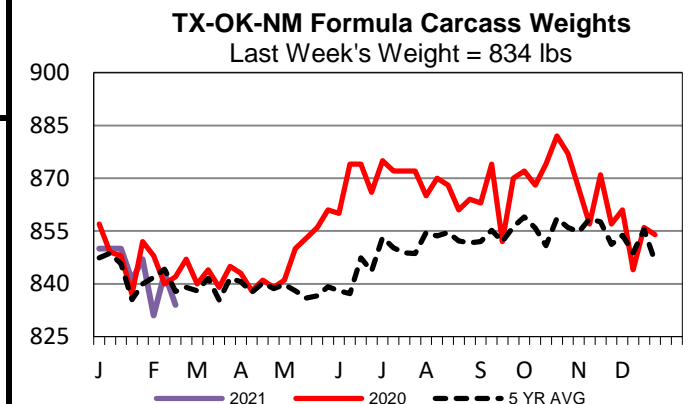
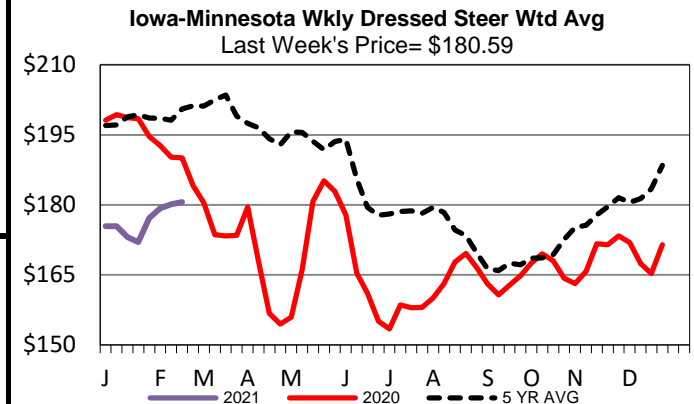
LM_CT121	KANSAS	LM_CT109
Neg. Cash Volume:	1,921	Dressed Formula Vol: 4,850
Live Steer Avg:	\$114.00	Steer/Heifer Avg: \$184.15
Live Heifer Avg:	\$114.00	Dressed Neg. Grid Vol: 22
Dressed Steer Avg:	\$0.00	Steer/Heifer Avg: \$173.73
Dressed Heifer Avg:	\$0.00	TOTAL VOLUME: 6,793
LM_CT106	TOTAL WK TO DATE VOLUME:	44,616
Committed:	16,172	Delivered: 17,267

LM_CT124	NEBRASKA	LM_CT109
Neg. Cash Volume:	3,334	Dressed Formula Vol: 7,394
Live Steer Avg:	\$114.00	Steer/Heifer Avg: \$185.08
Live Heifer Avg:	\$113.52	Dressed Neg. Grid Vol: 1,221
Dressed Steer Avg:	\$181.00	Steer/Heifer Avg: \$185.59
Dressed Heifer Avg:	\$0.00	TOTAL VOLUME: 11,949
LM_CT106	TOTAL WK TO DATE VOLUME:	28,927
Committed:	17,826	Delivered: 18,459

LM_CT134	COLORADO	LM_CT109
Neg. Cash Volume:	0	Dressed Formula Vol: 665
Live Steer Avg:	n/a	Steer/Heifer Avg: \$190.28
Live Heifer Avg:	n/a	Dressed Neg. Grid Vol: 0
Dressed Steer Avg:	n/a	Steer/Heifer Avg: \$0.00
Dressed Heifer Avg:	n/a	TOTAL VOLUME: 665
LM_CT106	TOTAL WK TO DATE VOLUME:	9,976
Committed:	2,952	Delivered: 8,884

LM_CT137	IA-MN	LM_CT109
Neg. Cash Volume:	1,785	Dressed Formula Vol: 2,552
Live Steer Avg:	\$114.00	Steer/Heifer Avg: \$183.69
Live Heifer Avg:	\$114.00	Dressed Neg. Grid Vol: 650
Dressed Steer Avg:	\$179.62	Steer/Heifer Avg: \$182.81
Dressed Heifer Avg:	\$181.00	TOTAL VOLUME: 4,987
LM_CT106	TOTAL WK TO DATE VOLUME:	11,455
Committed:	9,707	Delivered: 7,837

For Wednesday cash trading was limited on light demand in all major feeding regions with a few live in the Southern Plains at 114.00 and a few live and dressed in Nebraska at 114.00 and 181.00 respectively, however not enough purchases in any region for a full market trend. Last week in the Southern Plains live traded at 114.00. In Nebraska last week, live traded at 114.00 and dressed traded from 180.00-181.00. Last week in the Western Cornbelt live traded from 114.00-115.00 and dressed traded from 180.00-182.00.



USDA Livestock, Poultry and Grain Market News

St. Joseph, Missouri

Phone: 816-676-7000

stjoe.lpgmn@ams.usda.gov