

Daily Direct Steer and Heifer Slaughter Cattle Summary

For Trade on:

Tuesday, February 23, 2021

LM_CT100	5-AREA	LM_CT109
Neg. Cash Volume:	2,675	Dressed Formula Vol: 28,834
Live Steer Avg:	\$114.05	Steer/Heifer Avg: \$187.25
Live Heifer Avg:	\$114.05	Dressed Neg. Grid Vol: 1,740
Dressed Steer Avg:	\$180.92	Steer/Heifer Avg: \$182.02
Dressed Heifer Avg:	\$0.00	TOTAL VOLUME: 33,249
LM_CT106	TOTAL WK TO DATE VOLUME:	77,036
Committed:	55,980	Delivered: 71,836

LM_CT118	TX-OK-NM	LM_CT109
Neg. Cash Volume:	1,081	Dressed Formula Vol: 1,497
Live Steer Avg:	\$114.05	Steer/Heifer Avg: \$189.52
Live Heifer Avg:	\$114.05	Dressed Neg. Grid Vol: 0
Dressed Steer Avg:	\$0.00	Steer/Heifer Avg: \$0.00
Dressed Heifer Avg:	\$0.00	TOTAL VOLUME: 2,578
LM_CT106	TOTAL WK TO DATE VOLUME:	6,772
Committed:	17,128	Delivered: 19,412

LM_CT121	KANSAS	LM_CT109
Neg. Cash Volume:	0	Dressed Formula Vol: 15,635
Live Steer Avg:	\$0.00	Steer/Heifer Avg: \$183.68
Live Heifer Avg:	\$0.00	Dressed Neg. Grid Vol: 42
Dressed Steer Avg:	\$0.00	Steer/Heifer Avg: \$185.35
Dressed Heifer Avg:	\$0.00	TOTAL VOLUME: 15,677
LM_CT106	TOTAL WK TO DATE VOLUME:	37,823
Committed:	17,784	Delivered: 19,072

LM_CT124	NEBRASKA	LM_CT109
Neg. Cash Volume:	879	Dressed Formula Vol: 6,194
Live Steer Avg:	\$0.00	Steer/Heifer Avg: \$192.84
Live Heifer Avg:	\$0.00	Dressed Neg. Grid Vol: 1,282
Dressed Steer Avg:	\$181.00	Steer/Heifer Avg: \$181.81
Dressed Heifer Avg:	\$0.00	TOTAL VOLUME: 8,355
LM_CT106	TOTAL WK TO DATE VOLUME:	16,978
Committed:	9,445	Delivered: 16,363

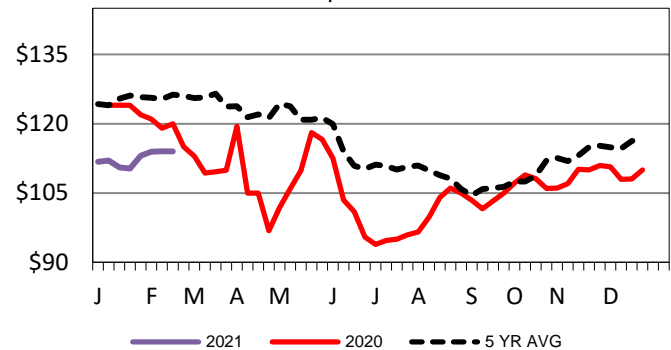
LM_CT134	COLORADO	LM_CT109
Neg. Cash Volume:	0	Dressed Formula Vol: 3,354
Live Steer Avg:	n/a	Steer/Heifer Avg: \$193.86
Live Heifer Avg:	n/a	Dressed Neg. Grid Vol: 163
Dressed Steer Avg:	n/a	Steer/Heifer Avg: \$183.35
Dressed Heifer Avg:	n/a	TOTAL VOLUME: 3,517
LM_CT106	TOTAL WK TO DATE VOLUME:	9,311
Committed:	5,143	Delivered: 8,890

LM_CT137	IA-MN	LM_CT109
Neg. Cash Volume:	715	Dressed Formula Vol: 2,187
Live Steer Avg:	\$0.00	Steer/Heifer Avg: \$185.17
Live Heifer Avg:	\$0.00	Dressed Neg. Grid Vol: 295
Dressed Steer Avg:	\$18,086.00	Steer/Heifer Avg: \$182.17
Dressed Heifer Avg:	\$0.00	TOTAL VOLUME: 3,197
LM_CT106	TOTAL WK TO DATE VOLUME:	6,468
Committed:	6,480	Delivered: 8,099

For Tuesday negotiated cash trading was limited on light demand in the Texas Panhandle, Nebraska, and the Western Cornbelt and at a standstill in Kansas. Not enough purchases in any region for a full market trend. Last week in the Southern Plains live purchases traded at 114.00. In Nebraska last week, live purchases traded at 114.00 and dressed purchases traded from 180.00-181.00. Last week in the Western Cornbelt live purchases traded from 114.00-115.00 and dressed purchases traded from 180.00-182.00

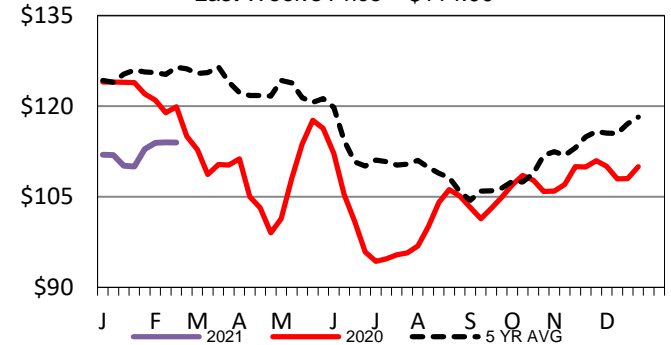
TX-OK-NM Wkly Live Steer Wtd Avg

Last week's price= \$ 114.00



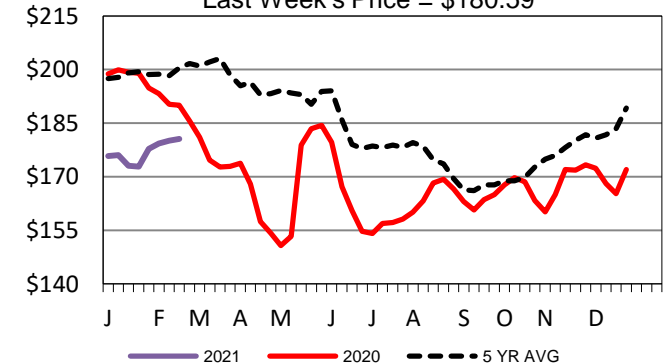
Kansas Weekly Live Steer Weighted Average

Last Week's Price = \$114.00



Nebraska Weekly Dressed Steer Weighted Avg

Last Week's Price = \$180.59



USDA Livestock, Poultry and Grain Market News

St. Joseph, Missouri

Phone: 816-676-7000

stjoe.lpgmn@ams.usda.gov