

Daily Direct Steer and Heifer Slaughter Cattle Summary

For Trade on:

Monday, February 22, 2021

LM_CT100	5-AREA	LM_CT109
Neg. Cash Volume:	39	Dressed Formula Vol: 41,796
Live Steer Avg:	\$0.00	Steer/Heifer Avg: \$183.56
Live Heifer Avg:	\$0.00	Dressed Neg. Grid Vol: 1,952
Dressed Steer Avg:	\$0.00	Steer/Heifer Avg: \$180.84
Dressed Heifer Avg:	\$0.00	TOTAL VOLUME: 43,787
LM_CT106	TOTAL WK TO DATE VOLUME:	43,787
Committed:	57,634	Delivered: 70,156

LM_CT118	TX-OK-NM	LM_CT109
Neg. Cash Volume:	0	Dressed Formula Vol: 4,007
Live Steer Avg:	\$0.00	Steer/Heifer Avg: \$181.79
Live Heifer Avg:	\$0.00	Dressed Neg. Grid Vol: 187
Dressed Steer Avg:	\$0.00	Steer/Heifer Avg: \$180.01
Dressed Heifer Avg:	\$0.00	TOTAL VOLUME: 4,194
LM_CT106	TOTAL WK TO DATE VOLUME:	4,194
Committed:	14,245	Delivered: 16,703

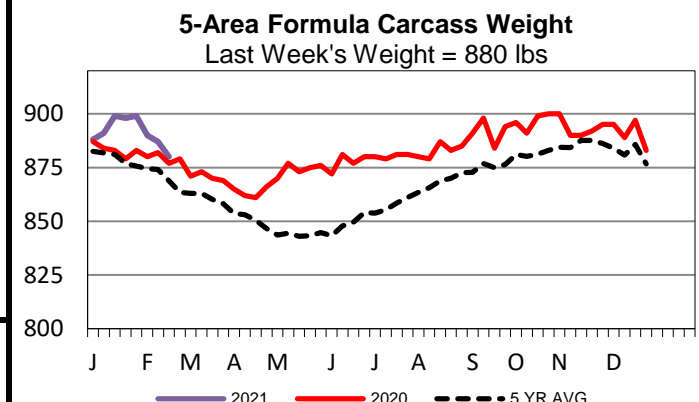
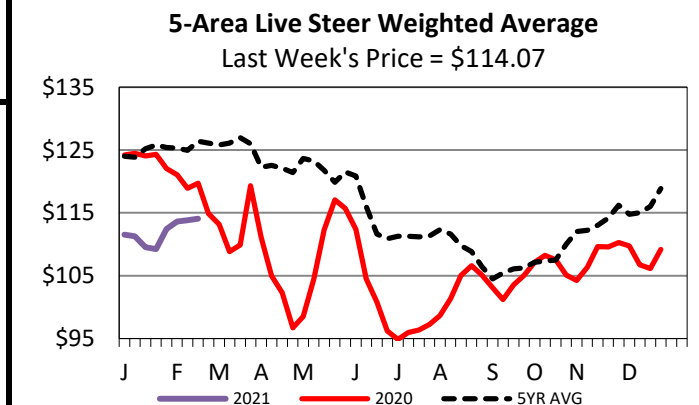
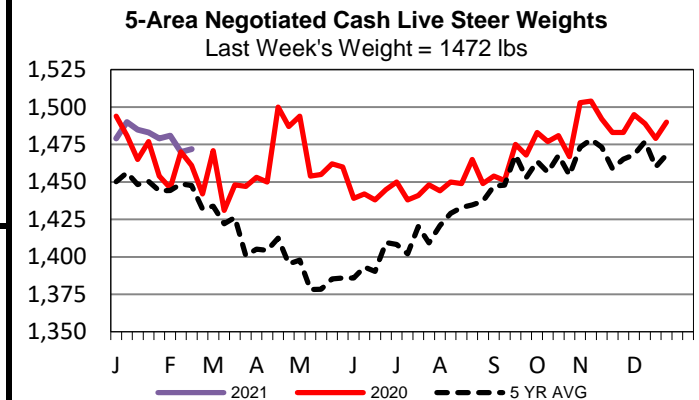
LM_CT121	KANSAS	LM_CT109
Neg. Cash Volume:	0	Dressed Formula Vol: 21,488
Live Steer Avg:	\$0.00	Steer/Heifer Avg: \$182.88
Live Heifer Avg:	\$0.00	Dressed Neg. Grid Vol: 658
Dressed Steer Avg:	\$0.00	Steer/Heifer Avg: \$181.53
Dressed Heifer Avg:	\$0.00	TOTAL VOLUME: 22,146
LM_CT106	TOTAL WK TO DATE VOLUME:	22,146
Committed:	17,169	Delivered: 17,645

LM_CT124	NEBRASKA	LM_CT109
Neg. Cash Volume:	0	Dressed Formula Vol: 8,316
Live Steer Avg:	\$0.00	Steer/Heifer Avg: \$185.27
Live Heifer Avg:	\$0.00	Dressed Neg. Grid Vol: 307
Dressed Steer Avg:	\$0.00	Steer/Heifer Avg: \$181.79
Dressed Heifer Avg:	\$0.00	TOTAL VOLUME: 8,623
LM_CT106	TOTAL WK TO DATE VOLUME:	8,623
Committed:	12,536	Delivered: 18,605

LM_CT134	COLORADO	LM_CT109
Neg. Cash Volume:	0	Dressed Formula Vol: 5,267
Live Steer Avg:	n/a	Steer/Heifer Avg: \$185.74
Live Heifer Avg:	n/a	Dressed Neg. Grid Vol: 527
Dressed Steer Avg:	n/a	Steer/Heifer Avg: \$179.79
Dressed Heifer Avg:	n/a	TOTAL VOLUME: 5,794
LM_CT106	TOTAL WK TO DATE VOLUME:	5,794
Committed:	3,643	Delivered: 7,513

LM_CT137	IA-MN	LM_CT109
Neg. Cash Volume:	39	Dressed Formula Vol: 2,959
Live Steer Avg:	\$0.00	Steer/Heifer Avg: \$182.04
Live Heifer Avg:	\$0.00	Dressed Neg. Grid Vol: 273
Dressed Steer Avg:	\$0.00	Steer/Heifer Avg: \$180.70
Dressed Heifer Avg:	\$0.00	TOTAL VOLUME: 3,271
LM_CT106	TOTAL WK TO DATE VOLUME:	3,271
Committed:	10,041	Delivered: 9,690

For Monday negotiated cash trading in the Western Cornbelt was mostly inactive on very light demand, not enough purchases for a full market trend. Negotiated cash trading was at a standstill in all other major feeding regions. Last week in the Southern Plains live purchases traded at 114.00. In Nebraska last week, live purchases traded at 114.00 and dressed purchases traded from 180.00-181.00. Last week in the Western Cornbelt live purchases traded from 114.00-115.00 and dressed purchases traded from 180.00-182.00.



USDA Livestock, Poultry and Grain Market News

St. Joseph, Missouri

Phone: 816-676-7000

stjoe.lpgmn@ams.usda.gov