

Daily Direct Steer and Heifer Slaughter Cattle Summary

For Trade on:

Friday, February 19, 2021

LM_CT100	5-AREA	LM_CT109
Neg. Cash Volume:	21,356	Dressed Formula Vol: 37,771
Live Steer Avg:	\$114.00	Steer/Heifer Avg: \$183.72
Live Heifer Avg:	\$113.86	Dressed Neg. Grid Vol: 3,568
Dressed Steer Avg:	\$180.47	Steer/Heifer Avg: \$179.42
Dressed Heifer Avg:	\$180.35	TOTAL VOLUME: 62,695
LM_CT106	TOTAL WK TO DATE VOLUME:	203,373
Committed:	95,172	Delivered: 109,706

LM_CT118	TX-OK-NM	LM_CT109
Neg. Cash Volume:	468	Dressed Formula Vol: 8,195
Live Steer Avg:	\$114.00	Steer/Heifer Avg: \$181.66
Live Heifer Avg:	\$0.00	Dressed Neg. Grid Vol: 194
Dressed Steer Avg:	\$0.00	Steer/Heifer Avg: \$162.67
Dressed Heifer Avg:	\$0.00	TOTAL VOLUME: 8,857
LM_CT106	TOTAL WK TO DATE VOLUME:	26,330
Committed:	16,378	Delivered: 22,839

LM_CT121	KANSAS	LM_CT109
Neg. Cash Volume:	1,658	Dressed Formula Vol: 17,106
Live Steer Avg:	\$114.00	Steer/Heifer Avg: \$184.40
Live Heifer Avg:	\$114.00	Dressed Neg. Grid Vol: 47
Dressed Steer Avg:	\$180.00	Steer/Heifer Avg: \$177.19
Dressed Heifer Avg:	\$0.00	TOTAL VOLUME: 18,811
LM_CT106	TOTAL WK TO DATE VOLUME:	60,398
Committed:	24,990	Delivered: 39,722

LM_CT124	NEBRASKA	LM_CT109
Neg. Cash Volume:	10,216	Dressed Formula Vol: 5,648
Live Steer Avg:	\$113.81	Steer/Heifer Avg: \$183.45
Live Heifer Avg:	\$114.00	Dressed Neg. Grid Vol: 2,361
Dressed Steer Avg:	\$180.38	Steer/Heifer Avg: \$180.52
Dressed Heifer Avg:	\$180.00	TOTAL VOLUME: 18,225
LM_CT106	TOTAL WK TO DATE VOLUME:	61,478
Committed:	26,565	Delivered: 25,224

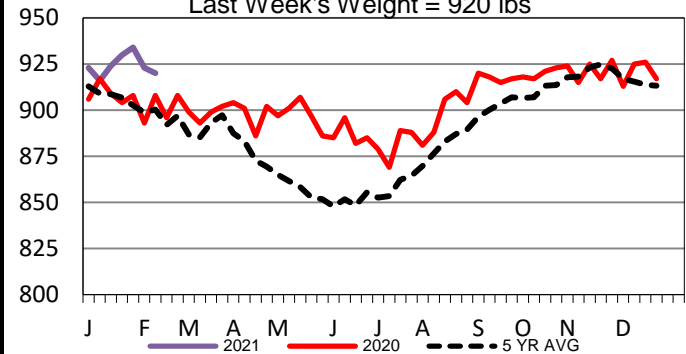
LM_CT134	COLORADO	LM_CT109
Neg. Cash Volume:	0	Dressed Formula Vol: 3,875
Live Steer Avg:	n/a	Steer/Heifer Avg: \$186.77
Live Heifer Avg:	n/a	Dressed Neg. Grid Vol: 0
Dressed Steer Avg:	n/a	Steer/Heifer Avg: \$0.00
Dressed Heifer Avg:	n/a	TOTAL VOLUME: 3,875
LM_CT106	TOTAL WK TO DATE VOLUME:	20,365
Committed:	11,974	Delivered: 8,204

LM_CT137	IA-MN	LM_CT109
Neg. Cash Volume:	9,014	Dressed Formula Vol: 3,061
Live Steer Avg:	\$114.26	Steer/Heifer Avg: \$182.27
Live Heifer Avg:	\$113.36	Dressed Neg. Grid Vol: 966
Dressed Steer Avg:	\$180.56	Steer/Heifer Avg: \$180.20
Dressed Heifer Avg:	\$180.64	TOTAL VOLUME: 13,041
LM_CT106	TOTAL WK TO DATE VOLUME:	35,535
Committed:	15,265	Delivered: 13,717

For Friday in the Southern Plains cash trading was limited on light demand. A few live traded steady at 114.00. For Friday in Nebraska and Western Cornbelt cash trading was slow on moderate demand. In Nebraska live traded steady to 1.00 higher at 114.00 and dressed traded steady from 180.00-181.00. In the Western Cornbelt both live and dressed traded steady from 114.00-115.00 and from 180.00-182.00.

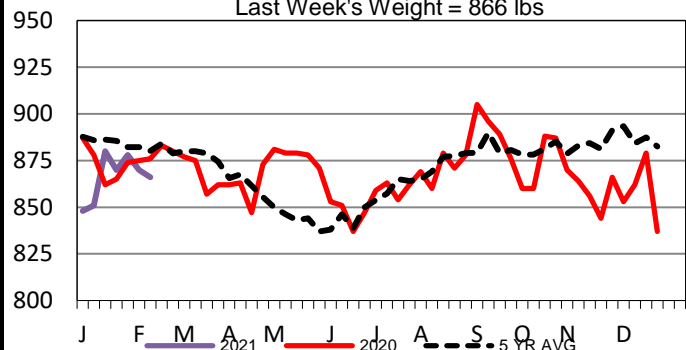
Nebraska Formula Carcass Weights

Last Week's Weight = 920 lbs



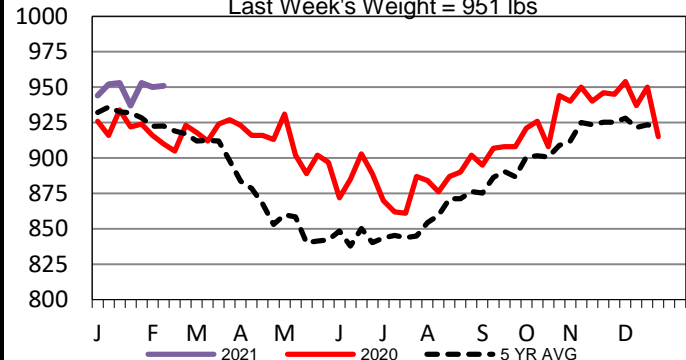
Colorado Formula Carcass Weights

Last Week's Weight = 866 lbs



Iowa-Minnesota Formula Carcass Weights

Last Week's Weight = 951 lbs



USDA Livestock, Poultry and Grain Market News

St. Joseph, Missouri

Phone: 816-676-7000

stjoe.lpgmn@ams.usda.gov