

Daily Direct Steer and Heifer Slaughter Cattle Summary

For Trade on:

Thursday, February 18, 2021

LM_CT100	5-AREA	LM_CT109
Neg. Cash Volume:	33,664	Dressed Formula Vol: 16,986
Live Steer Avg:	\$114.12	Steer/Heifer Avg: \$184.75
Live Heifer Avg:	\$114.03	Dressed Neg. Grid Vol: 2,441
Dressed Steer Avg:	\$180.69	Steer/Heifer Avg: \$182.67
Dressed Heifer Avg:	\$180.68	TOTAL VOLUME: 53,091
LM_CT106	TOTAL WK TO DATE VOLUME:	140,678
Committed:	71,972	Delivered: 64,377

LM_CT118	TX-OK-NM	LM_CT109
Neg. Cash Volume:	3,219	Dressed Formula Vol: 3,243
Live Steer Avg:	\$114.00	Steer/Heifer Avg: \$179.47
Live Heifer Avg:	\$114.00	Dressed Neg. Grid Vol: 0
Dressed Steer Avg:	\$0.00	Steer/Heifer Avg: \$0.00
Dressed Heifer Avg:	\$0.00	TOTAL VOLUME: 6,462
LM_CT106	TOTAL WK TO DATE VOLUME:	17,473
Committed:	14,034	Delivered: 8,740

LM_CT121	KANSAS	LM_CT109
Neg. Cash Volume:	6,068	Dressed Formula Vol: 2,192
Live Steer Avg:	\$114.00	Steer/Heifer Avg: \$183.32
Live Heifer Avg:	\$113.97	Dressed Neg. Grid Vol: 0
Dressed Steer Avg:	\$180.00	Steer/Heifer Avg: \$0.00
Dressed Heifer Avg:	\$0.00	TOTAL VOLUME: 8,260
LM_CT106	TOTAL WK TO DATE VOLUME:	41,587
Committed:	15,848	Delivered: 22,205

LM_CT124	NEBRASKA	LM_CT109
Neg. Cash Volume:	14,401	Dressed Formula Vol: 3,673
Live Steer Avg:	\$113.63	Steer/Heifer Avg: \$189.17
Live Heifer Avg:	\$113.92	Dressed Neg. Grid Vol: 1,176
Dressed Steer Avg:	\$180.85	Steer/Heifer Avg: \$181.44
Dressed Heifer Avg:	\$180.00	TOTAL VOLUME: 19,250
LM_CT106	TOTAL WK TO DATE VOLUME:	43,253
Committed:	21,401	Delivered: 17,678

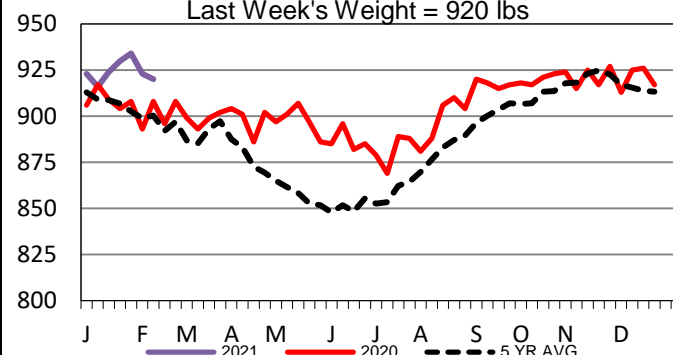
LM_CT134	COLORADO	LM_CT109
Neg. Cash Volume:	0	Dressed Formula Vol: 5,224
Live Steer Avg:	n/a	Steer/Heifer Avg: \$187.54
Live Heifer Avg:	n/a	Dressed Neg. Grid Vol: 263
Dressed Steer Avg:	n/a	Steer/Heifer Avg: \$181.02
Dressed Heifer Avg:	n/a	TOTAL VOLUME: 5,487
LM_CT106	TOTAL WK TO DATE VOLUME:	16,490
Committed:	8,638	Delivered: 8,641

LM_CT137	IA-MN	LM_CT109
Neg. Cash Volume:	9,976	Dressed Formula Vol: 2,882
Live Steer Avg:	\$114.82	Steer/Heifer Avg: \$181.00
Live Heifer Avg:	\$114.57	Dressed Neg. Grid Vol: 1,002
Dressed Steer Avg:	\$180.63	Steer/Heifer Avg: \$184.54
Dressed Heifer Avg:	\$180.96	TOTAL VOLUME: 13,860
LM_CT106	TOTAL WK TO DATE VOLUME:	22,494
Committed:	12,051	Delivered: 7,113

Thursday in the Southern Plains cash trading was limited on light to moderate demand. Compared to last week live traded steady at 114.00. On a light test. Thursday in Nebraska and Western Cornbelt cash trading was slow to moderate with moderate demand. In Nebraska, compared to last week, live traded steady from 113.00-114.00 and dressed, on a light test, traded steady to 1.00 higher from 180.00-181.00. In the Western Cornbelt, compared to last week, live traded steady to 2.00 higher from 114.00-115.00 and dressed, on a light test, traded steady to 2.00 higher from 180.00-182.00.

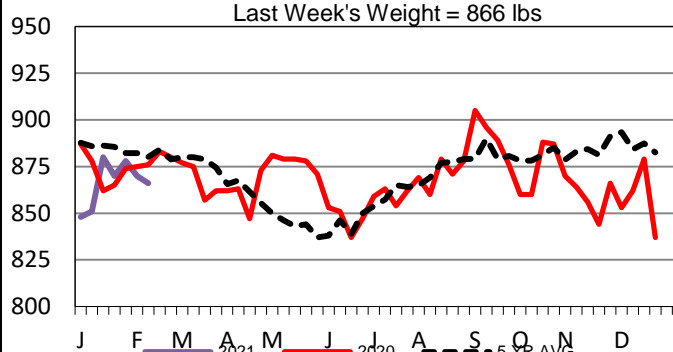
Nebraska Formula Carcass Weights

Last Week's Weight = 920 lbs



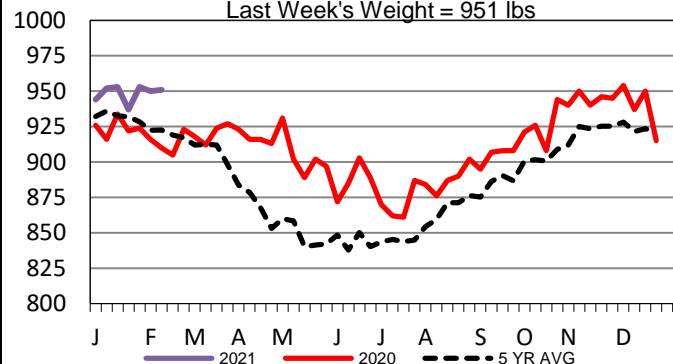
Colorado Formula Carcass Weights

Last Week's Weight = 866 lbs



Iowa-Minnesota Formula Carcass Weights

Last Week's Weight = 951 lbs



USDA Livestock, Poultry and Grain Market News

St. Joseph, Missouri

Phone: 816-676-7000

stjoe.lpgmn@ams.usda.gov