

## Daily Direct Steer and Heifer Slaughter Cattle Summary

For Trade on:

Wednesday, February 17, 2021

<a href="#">LM_CT100</a>	<b>5-AREA</b>	<a href="#">LM_CT109</a>
<b>Neg. Cash Volume:</b>	2,831	<b>Dressed Formula Vol:</b> 29,613
Live Steer Avg:	\$114.10	Steer/Heifer Avg: \$184.14
Live Heifer Avg:	\$115.00	<b>Dressed Neg. Grid Vol:</b> 2,689
Dressed Steer Avg:	\$181.00	Steer/Heifer Avg: \$181.23
Dressed Heifer Avg:	\$0.00	<b>TOTAL VOLUME:</b> 35,133
<a href="#">LM_CT106</a>	<b>TOTAL WK TO DATE VOLUME:</b>	<b>87,587</b>
<b>Committed:</b>	<b>44,497</b>	<b>Delivered:</b> 58,677

<a href="#">LM_CT118</a>	<b>TX-OK-NM</b>	<a href="#">LM_CT109</a>
<b>Neg. Cash Volume:</b>	0	<b>Dressed Formula Vol:</b> 2,769
Live Steer Avg:	\$0.00	Steer/Heifer Avg: \$180.52
Live Heifer Avg:	\$0.00	<b>Dressed Neg. Grid Vol:</b> 241
Dressed Steer Avg:	\$0.00	Steer/Heifer Avg: \$181.53
Dressed Heifer Avg:	\$0.00	<b>TOTAL VOLUME:</b> 3,010
<a href="#">LM_CT106</a>	<b>TOTAL WK TO DATE VOLUME:</b>	<b>11,011</b>
<b>Committed:</b>	<b>10,510</b>	<b>Delivered:</b> 9,630

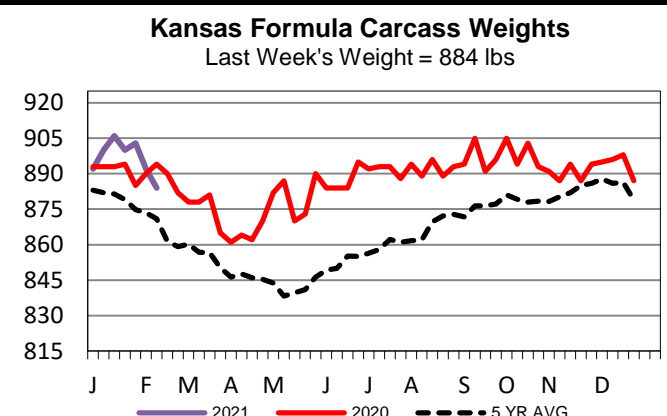
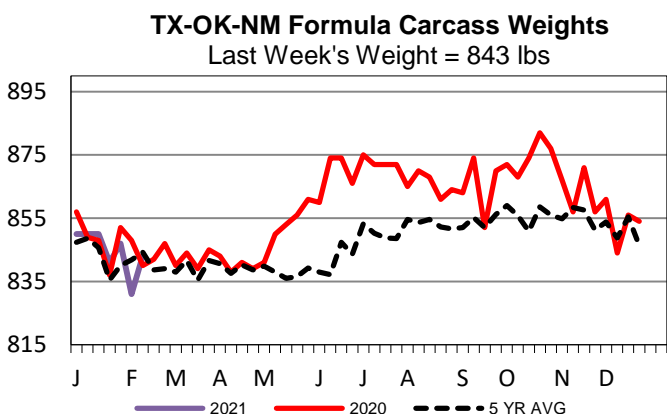
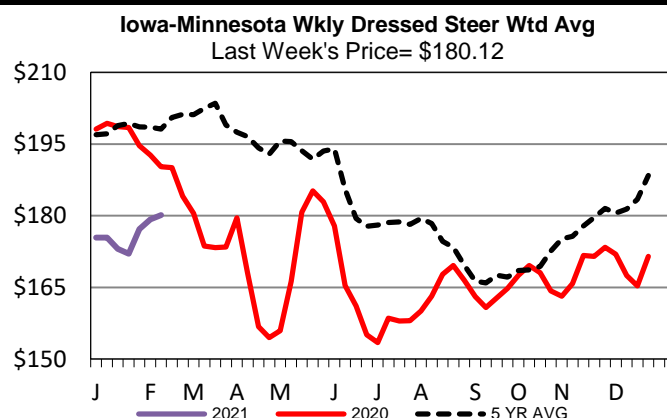
<a href="#">LM_CT121</a>	<b>KANSAS</b>	<a href="#">LM_CT109</a>
<b>Neg. Cash Volume:</b>	584	<b>Dressed Formula Vol:</b> 10,032
Live Steer Avg:	\$114.00	Steer/Heifer Avg: \$183.64
Live Heifer Avg:	\$0.00	<b>Dressed Neg. Grid Vol:</b> 39
Dressed Steer Avg:	\$0.00	Steer/Heifer Avg: \$178.35
Dressed Heifer Avg:	\$0.00	<b>TOTAL VOLUME:</b> 10,655
<a href="#">LM_CT106</a>	<b>TOTAL WK TO DATE VOLUME:</b>	<b>33,327</b>
<b>Committed:</b>	<b>9,776</b>	<b>Delivered:</b> 14,830

<a href="#">LM_CT124</a>	<b>NEBRASKA</b>	<a href="#">LM_CT109</a>
<b>Neg. Cash Volume:</b>	895	<b>Dressed Formula Vol:</b> 10,235
Live Steer Avg:	\$113.00	Steer/Heifer Avg: \$185.41
Live Heifer Avg:	\$0.00	<b>Dressed Neg. Grid Vol:</b> 1,093
Dressed Steer Avg:	\$181.00	Steer/Heifer Avg: \$179.65
Dressed Heifer Avg:	\$0.00	<b>TOTAL VOLUME:</b> 12,223
<a href="#">LM_CT106</a>	<b>TOTAL WK TO DATE VOLUME:</b>	<b>24,003</b>
<b>Committed:</b>	<b>12,614</b>	<b>Delivered:</b> 17,859

<a href="#">LM_CT134</a>	<b>COLORADO</b>	<a href="#">LM_CT109</a>
<b>Neg. Cash Volume:</b>	0	<b>Dressed Formula Vol:</b> 4,088
Live Steer Avg:	n/a	Steer/Heifer Avg: \$186.14
Live Heifer Avg:	n/a	<b>Dressed Neg. Grid Vol:</b> 556
Dressed Steer Avg:	n/a	Steer/Heifer Avg: \$182.33
Dressed Heifer Avg:	n/a	<b>TOTAL VOLUME:</b> 4,644
<a href="#">LM_CT106</a>	<b>TOTAL WK TO DATE VOLUME:</b>	<b>11,003</b>
<b>Committed:</b>	<b>5,288</b>	<b>Delivered:</b> 8,045

<a href="#">LM_CT137</a>	<b>IA-MN</b>	<a href="#">LM_CT109</a>
<b>Neg. Cash Volume:</b>	1,352	<b>Dressed Formula Vol:</b> 2,593
Live Steer Avg:	\$114.64	Steer/Heifer Avg: \$181.76
Live Heifer Avg:	\$115.00	<b>Dressed Neg. Grid Vol:</b> 782
Dressed Steer Avg:	\$0.00	Steer/Heifer Avg: \$182.43
Dressed Heifer Avg:	\$0.00	<b>TOTAL VOLUME:</b> 4,727
<a href="#">LM_CT106</a>	<b>TOTAL WK TO DATE VOLUME:</b>	<b>8,634</b>
<b>Committed:</b>	<b>6,309</b>	<b>Delivered:</b> 8,313

For Wednesday cash trading was mostly inactive on very light demand in Kansas, Nebraska and Western Cornbelt. Not enough purchases for a market trend. Wednesday in the Texas Panhandle cash trading was at a standstill. In the Texas Panhandle live purchases traded at 114.00 on Tuesday. Last week in Kansas live purchases were at 114.00. For the prior week in Nebraska live and dressed purchases from 113.00-114.00 and at 180.00, respectively. For the previous week in the Western Cornbelt live and dressed purchases were from 112.00-115.00 and at 180.00, respectively.



## USDA Livestock, Poultry and Grain Market News

St. Joseph, Missouri

Phone: 816-676-7000

[stjoe.lpgmn@ams.usda.gov](mailto:stjoe.lpgmn@ams.usda.gov)