

Daily Direct Steer and Heifer Slaughter Cattle Summary

For Trade on:

Tuesday, February 16, 2021

LM_CT100	5-AREA	LM_CT109
Neg. Cash Volume:	2,703	Dressed Formula Vol: 19,980
Live Steer Avg:	\$114.00	Steer/Heifer Avg: \$189.22
Live Heifer Avg:	\$114.00	Dressed Neg. Grid Vol: 2,242
Dressed Steer Avg:	\$0.00	Steer/Heifer Avg: \$181.65
Dressed Heifer Avg:	\$0.00	TOTAL VOLUME: 24,925
LM_CT106	TOTAL WK TO DATE VOLUME:	52,454
Committed:	53,479	Delivered: 51,393

LM_CT118	TX-OK-NM	LM_CT109
Neg. Cash Volume:	2,703	Dressed Formula Vol: 542
Live Steer Avg:	\$114.00	Steer/Heifer Avg: \$188.07
Live Heifer Avg:	\$114.00	Dressed Neg. Grid Vol: 246
Dressed Steer Avg:	\$0.00	Steer/Heifer Avg: \$181.64
Dressed Heifer Avg:	\$0.00	TOTAL VOLUME: 3,491
LM_CT106	TOTAL WK TO DATE VOLUME:	8,001
Committed:	6,816	Delivered: 8,808

LM_CT121	KANSAS	LM_CT109
Neg. Cash Volume:	0	Dressed Formula Vol: 6,572
Live Steer Avg:	\$0.00	Steer/Heifer Avg: \$183.12
Live Heifer Avg:	\$0.00	Dressed Neg. Grid Vol: 0
Dressed Steer Avg:	\$0.00	Steer/Heifer Avg: \$0.00
Dressed Heifer Avg:	\$0.00	TOTAL VOLUME: 6,572
LM_CT106	TOTAL WK TO DATE VOLUME:	22,672
Committed:	20,872	Delivered: 13,571

LM_CT124	NEBRASKA	LM_CT109
Neg. Cash Volume:	0	Dressed Formula Vol: 6,524
Live Steer Avg:	\$0.00	Steer/Heifer Avg: \$197.22
Live Heifer Avg:	\$0.00	Dressed Neg. Grid Vol: 702
Dressed Steer Avg:	\$0.00	Steer/Heifer Avg: \$182.41
Dressed Heifer Avg:	\$0.00	TOTAL VOLUME: 7,226
LM_CT106	TOTAL WK TO DATE VOLUME:	11,780
Committed:	11,007	Delivered: 13,053

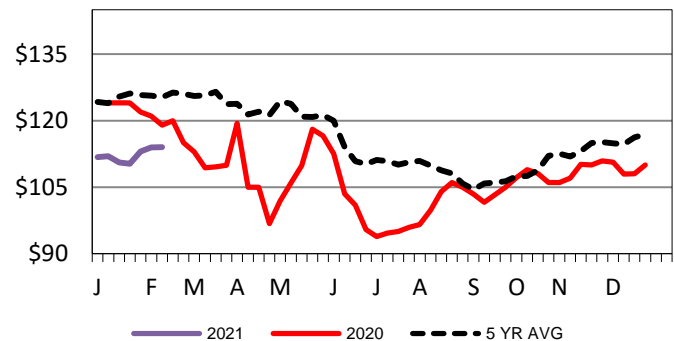
LM_CT134	COLORADO	LM_CT109
Neg. Cash Volume:	0	Dressed Formula Vol: 4,087
Live Steer Avg:	n/a	Steer/Heifer Avg: \$190.02
Live Heifer Avg:	n/a	Dressed Neg. Grid Vol: 992
Dressed Steer Avg:	n/a	Steer/Heifer Avg: \$182.29
Dressed Heifer Avg:	n/a	TOTAL VOLUME: 5,079
LM_CT106	TOTAL WK TO DATE VOLUME:	6,359
Committed:	8,843	Delivered: 8,377

LM_CT137	IA-MN	LM_CT109
Neg. Cash Volume:	0	Dressed Formula Vol: 2,255
Live Steer Avg:	\$0.00	Steer/Heifer Avg: \$182.70
Live Heifer Avg:	\$0.00	Dressed Neg. Grid Vol: 377
Dressed Steer Avg:	\$0.00	Steer/Heifer Avg: \$178.96
Dressed Heifer Avg:	\$0.00	TOTAL VOLUME: 2,632
LM_CT106	TOTAL WK TO DATE VOLUME:	3,907
Committed:	5,941	Delivered: 7,584

For Tuesday negotiated cash trading in the Texas Panhandle was limited on light demand. Compared to last week live purchases traded steady at 114.00. Tuesday in Kansas, Nebraska and Western Cornbelt negotiated cash trading was at a standstill. Last week in Kansas live purchases were at 114.00. For the prior week in Nebraska live and dressed purchases from 113.00-114.00 and at 180.00, respectively. For the previous week in the Western Cornbelt live and dressed purchases were from 112.00-115.00 and at 180.00, respectively.

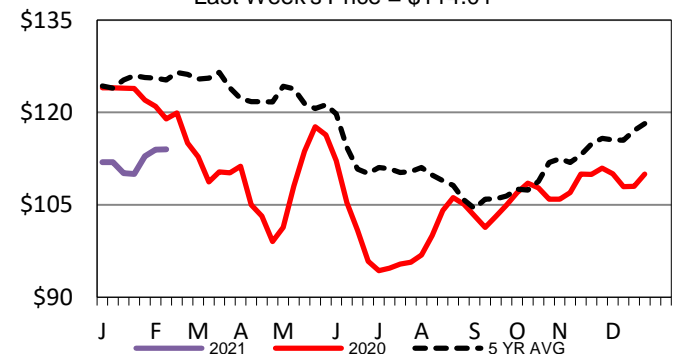
TX-OK-NM Wkly Live Steer Wtd Avg

Last week's price= \$ 114.02



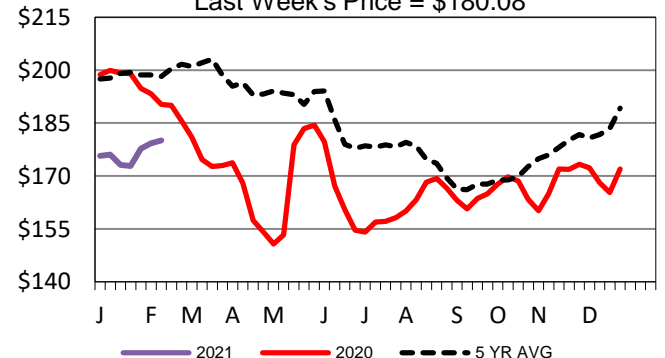
Kansas Weekly Live Steer Weighted Average

Last Week's Price = \$114.01



Nebraska Weekly Dressed Steer Weighted Avg

Last Week's Price = \$180.08



USDA Livestock, Poultry and Grain Market News

St. Joseph, Missouri

Phone: 816-676-7000

stjoe.lpgmn@ams.usda.gov