

Daily Direct Steer and Heifer Slaughter Cattle Summary

For Trade on:

Friday, February 12, 2021

LM_CT100	5-AREA	LM_CT109
Neg. Cash Volume:	7,760	Dressed Formula Vol: 34,881
Live Steer Avg:	\$114.11	Steer/Heifer Avg: \$184.02
Live Heifer Avg:	\$113.97	Dressed Neg. Grid Vol: 865
Dressed Steer Avg:	\$180.68	Steer/Heifer Avg: \$179.92
Dressed Heifer Avg:	\$180.67	TOTAL VOLUME: 43,506
LM_CT106	TOTAL WK TO DATE VOLUME:	240,661
Committed:	81,928	Delivered: 78,848

LM_CT118	TX-OK-NM	LM_CT109
Neg. Cash Volume:	102	Dressed Formula Vol: 7,131
Live Steer Avg:	\$114.00	Steer/Heifer Avg: \$182.01
Live Heifer Avg:	\$0.00	Dressed Neg. Grid Vol: 0
Dressed Steer Avg:	\$0.00	Steer/Heifer Avg: \$0.00
Dressed Heifer Avg:	\$0.00	TOTAL VOLUME: 7,233
LM_CT106	TOTAL WK TO DATE VOLUME:	40,316
Committed:	3,299	Delivered: 19,302

LM_CT121	KANSAS	LM_CT109
Neg. Cash Volume:	68	Dressed Formula Vol: 16,642
Live Steer Avg:	\$0.00	Steer/Heifer Avg: \$184.69
Live Heifer Avg:	\$0.00	Dressed Neg. Grid Vol: 0
Dressed Steer Avg:	\$0.00	Steer/Heifer Avg: \$0.00
Dressed Heifer Avg:	\$0.00	TOTAL VOLUME: 16,710
LM_CT106	TOTAL WK TO DATE VOLUME:	80,800
Committed:	41,146	Delivered: 19,434

LM_CT124	NEBRASKA	LM_CT109
Neg. Cash Volume:	4,826	Dressed Formula Vol: 5,909
Live Steer Avg:	\$114.00	Steer/Heifer Avg: \$184.76
Live Heifer Avg:	\$114.00	Dressed Neg. Grid Vol: 372
Dressed Steer Avg:	\$180.00	Steer/Heifer Avg: \$178.85
Dressed Heifer Avg:	\$0.00	TOTAL VOLUME: 11,107
LM_CT106	TOTAL WK TO DATE VOLUME:	62,749
Committed:	16,151	Delivered: 24,047

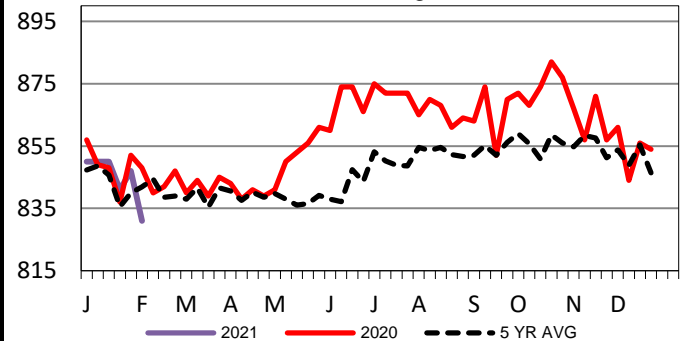
LM_CT134	COLORADO	LM_CT109
Neg. Cash Volume:	0	Dressed Formula Vol: 1,459
Live Steer Avg:	n/a	Steer/Heifer Avg: \$185.35
Live Heifer Avg:	n/a	Dressed Neg. Grid Vol: 200
Dressed Steer Avg:	n/a	Steer/Heifer Avg: \$182.43
Dressed Heifer Avg:	n/a	TOTAL VOLUME: 1,659
LM_CT106	TOTAL WK TO DATE VOLUME:	19,047
Committed:	14,298	Delivered: 4,580

LM_CT137	IA-MN	LM_CT109
Neg. Cash Volume:	2,764	Dressed Formula Vol: 3,919
Live Steer Avg:	\$114.31	Steer/Heifer Avg: \$183.36
Live Heifer Avg:	\$113.00	Dressed Neg. Grid Vol: 385
Dressed Steer Avg:	\$181.38	Steer/Heifer Avg: \$178.54
Dressed Heifer Avg:	\$180.67	TOTAL VOLUME: 7,068
LM_CT106	TOTAL WK TO DATE VOLUME:	30,693
Committed:	7,034	Delivered: 11,485

For Friday cash trading in Nebraska was slow on light demand with live 1.00 higher compared to the last reported live market on Thursday at 114.00. The last reported dressed market was on Wednesday at 180.00. Cash trading in the Southern Plains was mostly inactive on light demand. The last reported live market in the Southern Plains was on Wednesday at 114.00. Cash trading in the Western Cornbelt was limited on light demand. The last reported live market was on Thursday from 114.00-115.00 and the last reported dressed market was on Wednesday at 180.00.

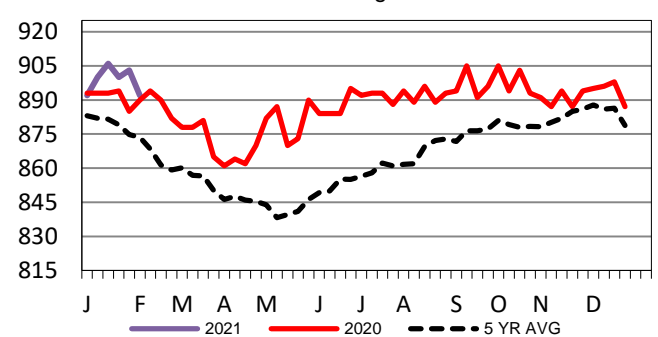
TX-OK-NM Formula Carcass Weights

Last Week's Weight = 831 lbs



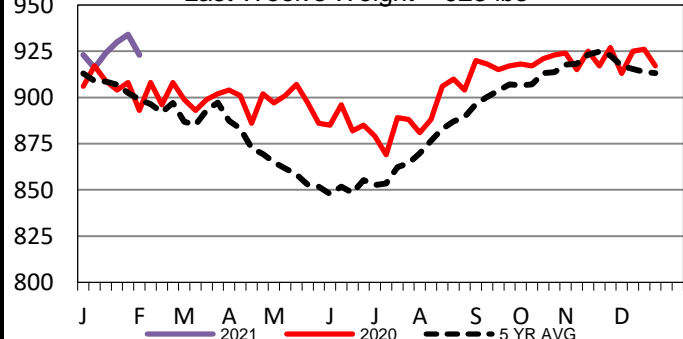
Kansas Formula Carcass Weights

Last Week's Weight = 892 lbs



Nebraska Formula Carcass Weights

Last Week's Weight = 923 lbs



USDA Livestock, Poultry and Grain Market News

St. Joseph, Missouri

Phone: 816-676-7000

stjoe.lpgmn@ams.usda.gov