

## Daily Direct Steer and Heifer Slaughter Cattle Summary

For Trade on:

Tuesday, February 02, 2021

<a href="#">LM_CT100</a>	<b>5-AREA</b>	<a href="#">LM_CT109</a>
<b>Neg. Cash Volume:</b>	1,435	<b>Dressed Formula Vol:</b> 27,153
Live Steer Avg:	\$113.09	Steer/Heifer Avg: \$180.03
Live Heifer Avg:	\$113.22	<b>Dressed Neg. Grid Vol:</b> 3,489
Dressed Steer Avg:	\$0.00	Steer/Heifer Avg: \$176.47
Dressed Heifer Avg:	\$0.00	<b>TOTAL VOLUME:</b> 32,077
<a href="#">LM_CT106</a>	<b>TOTAL WK TO DATE VOLUME:</b>	<b>78,365</b>
<b>Committed:</b>	<b>58,708</b>	<b>Delivered:</b> 70,720

<a href="#">LM_CT118</a>	<b>TX-OK-NM</b>	<a href="#">LM_CT109</a>
<b>Neg. Cash Volume:</b>	688	<b>Dressed Formula Vol:</b> 2,955
Live Steer Avg:	\$113.22	Steer/Heifer Avg: \$178.74
Live Heifer Avg:	\$0.00	<b>Dressed Neg. Grid Vol:</b> 82
Dressed Steer Avg:	\$133.22	Steer/Heifer Avg: \$169.04
Dressed Heifer Avg:	\$0.00	<b>TOTAL VOLUME:</b> 3,725
<a href="#">LM_CT106</a>	<b>TOTAL WK TO DATE VOLUME:</b>	<b>11,317</b>
<b>Committed:</b>	<b>14,823</b>	<b>Delivered:</b> 15,023

<a href="#">LM_CT121</a>	<b>KANSAS</b>	<a href="#">LM_CT109</a>
<b>Neg. Cash Volume:</b>	0	<b>Dressed Formula Vol:</b> 13,355
Live Steer Avg:	\$0.00	Steer/Heifer Avg: \$177.29
Live Heifer Avg:	\$0.00	<b>Dressed Neg. Grid Vol:</b> 70
Dressed Steer Avg:	\$0.00	Steer/Heifer Avg: \$170.99
Dressed Heifer Avg:	\$0.00	<b>TOTAL VOLUME:</b> 13,425
<a href="#">LM_CT106</a>	<b>TOTAL WK TO DATE VOLUME:</b>	<b>36,445</b>
<b>Committed:</b>	<b>19,174</b>	<b>Delivered:</b> 21,290

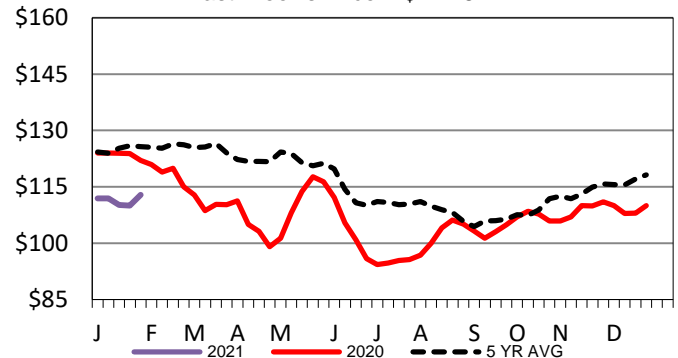
<a href="#">LM_CT124</a>	<b>NEBRASKA</b>	<a href="#">LM_CT109</a>
<b>Neg. Cash Volume:</b>	286	<b>Dressed Formula Vol:</b> 5,115
Live Steer Avg:	\$0.00	Steer/Heifer Avg: \$181.38
Live Heifer Avg:	\$0.00	<b>Dressed Neg. Grid Vol:</b> 1,737
Dressed Steer Avg:	\$0.00	Steer/Heifer Avg: \$177.85
Dressed Heifer Avg:	\$0.00	<b>TOTAL VOLUME:</b> 7,138
<a href="#">LM_CT106</a>	<b>TOTAL WK TO DATE VOLUME:</b>	<b>17,474</b>
<b>Committed:</b>	<b>14,631</b>	<b>Delivered:</b> 16,214

<a href="#">LM_CT134</a>	<b>COLORADO</b>	<a href="#">LM_CT109</a>
<b>Neg. Cash Volume:</b>	0	<b>Dressed Formula Vol:</b> 3,809
Live Steer Avg:	n/a	Steer/Heifer Avg: \$190.12
Live Heifer Avg:	n/a	<b>Dressed Neg. Grid Vol:</b> 893
Dressed Steer Avg:	n/a	Steer/Heifer Avg: \$176.97
Dressed Heifer Avg:	n/a	<b>TOTAL VOLUME:</b> 4,702
<a href="#">LM_CT106</a>	<b>TOTAL WK TO DATE VOLUME:</b>	<b>7,379</b>
<b>Committed:</b>	<b>5,595</b>	<b>Delivered:</b> 9,317

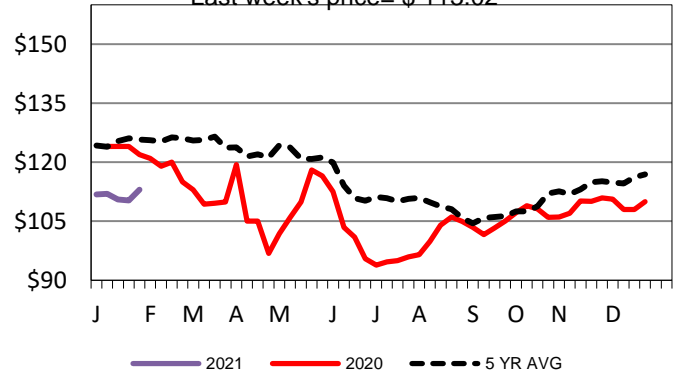
<a href="#">LM_CT137</a>	<b>IA-MN</b>	<a href="#">LM_CT109</a>
<b>Neg. Cash Volume:</b>	461	<b>Dressed Formula Vol:</b> 1,957
Live Steer Avg:	\$112.00	Steer/Heifer Avg: \$177.54
Live Heifer Avg:	\$0.00	<b>Dressed Neg. Grid Vol:</b> 707
Dressed Steer Avg:	\$0.00	Steer/Heifer Avg: \$173.83
Dressed Heifer Avg:	\$0.00	<b>TOTAL VOLUME:</b> 3,125
<a href="#">LM_CT106</a>	<b>TOTAL WK TO DATE VOLUME:</b>	<b>5,902</b>
<b>Committed:</b>	<b>4,485</b>	<b>Delivered:</b> 8,876

For Tuesday negotiated cash trading was mostly inactive with very light demand in all feeding regions. Not enough trades for a market trend. Last week in the Southern Plains live purchases traded at 113.00. For the prior week in Nebraska live and dressed trades were from 112.00-113.00 and 178.00, respectively. For the previous week in the Western Cornbelt live purchases traded from 110.00-112.50 and dressed mostly at 178.00.

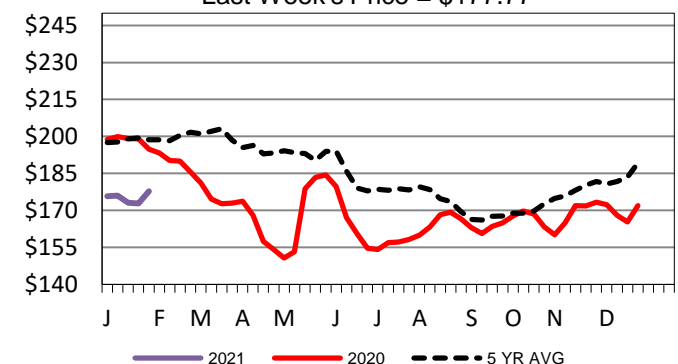
**Kansas Weekly Live Steer Weighted Average**  
Last Week's Price = \$112.87



**TX-OK-NM Wkly Live Steer Wtd Avg**  
Last week's price = \$ 113.02



**Nebraska Weekly Dressed Steer Weighted Avg**  
Last Week's Price = \$177.77



## USDA Livestock, Poultry and Grain Market News

St. Joseph, Missouri

Phone: 816-676-7000

[stjoe.lpgmn@ams.usda.gov](mailto:stjoe.lpgmn@ams.usda.gov)