

Daily Direct Steer and Heifer Slaughter Cattle Summary

For Trade on:

Friday, January 29, 2021

LM_CT100	5-AREA	LM_CT109
Neg. Cash Volume:	59,098	Dressed Formula Vol: 37,742
Live Steer Avg:	\$112.70	Steer/Heifer Avg: \$177.09
Live Heifer Avg:	\$112.79	Dressed Neg. Grid Vol: 2,927
Dressed Steer Avg:	\$177.92	Steer/Heifer Avg: \$176.26
Dressed Heifer Avg:	\$177.98	TOTAL VOLUME: 99,767
LM_CT106	TOTAL WK TO DATE VOLUME:	257,789
Committed:	117,950	Delivered: 105,349

LM_CT118	TX-OK-NM	LM_CT109
Neg. Cash Volume:	4,837	Dressed Formula Vol: 7,544
Live Steer Avg:	\$113.11	Steer/Heifer Avg: \$175.96
Live Heifer Avg:	\$113.04	Dressed Neg. Grid Vol: 165
Dressed Steer Avg:	\$0.00	Steer/Heifer Avg: \$172.11
Dressed Heifer Avg:	\$0.00	TOTAL VOLUME: 12,546
LM_CT106	TOTAL WK TO DATE VOLUME:	42,681
Committed:	8,923	Delivered: 17,137

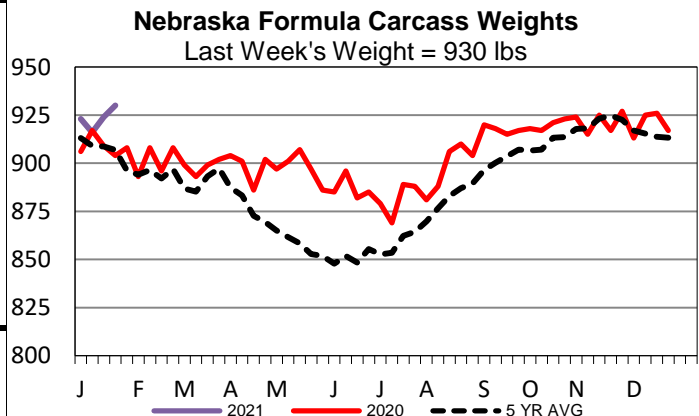
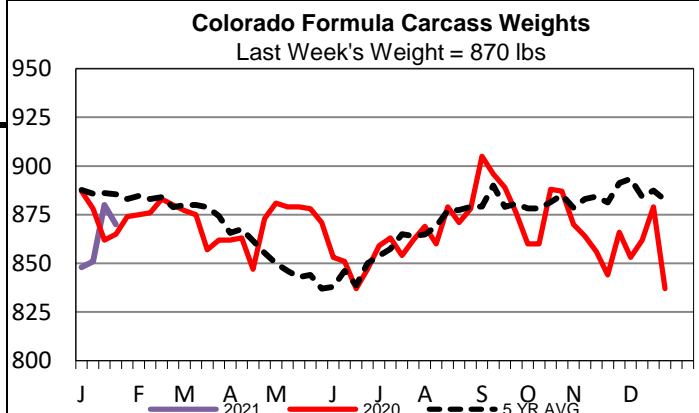
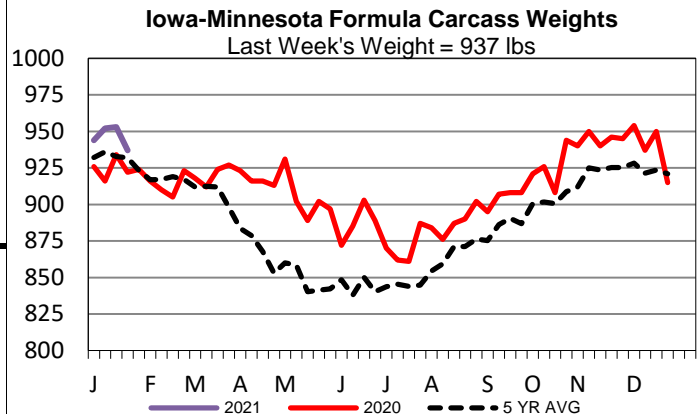
LM_CT121	KANSAS	LM_CT109
Neg. Cash Volume:	9,164	Dressed Formula Vol: 14,990
Live Steer Avg:	\$112.93	Steer/Heifer Avg: \$177.63
Live Heifer Avg:	\$113.00	Dressed Neg. Grid Vol: 0
Dressed Steer Avg:	\$178.00	Steer/Heifer Avg: \$0.00
Dressed Heifer Avg:	\$177.00	TOTAL VOLUME: 24,154
LM_CT106	TOTAL WK TO DATE VOLUME:	81,983
Committed:	27,924	Delivered: 37,177

LM_CT124	NEBRASKA	LM_CT109
Neg. Cash Volume:	28,567	Dressed Formula Vol: 6,793
Live Steer Avg:	\$112.50	Steer/Heifer Avg: \$176.35
Live Heifer Avg:	\$112.58	Dressed Neg. Grid Vol: 1,828
Dressed Steer Avg:	\$178.00	Steer/Heifer Avg: \$176.14
Dressed Heifer Avg:	\$178.05	TOTAL VOLUME: 37,188
LM_CT106	TOTAL WK TO DATE VOLUME:	67,795
Committed:	41,789	Delivered: 26,312

LM_CT134	COLORADO	LM_CT109
Neg. Cash Volume:	4,333	Dressed Formula Vol: 4,790
Live Steer Avg:	\$113.00	Steer/Heifer Avg: \$180.38
Live Heifer Avg:	\$113.00	Dressed Neg. Grid Vol: 255
Dressed Steer Avg:	\$0.00	Steer/Heifer Avg: \$178.40
Dressed Heifer Avg:	\$0.00	TOTAL VOLUME: 9,378
LM_CT106	TOTAL WK TO DATE VOLUME:	23,616
Committed:	20,298	Delivered: 7,545

LM_CT137	IA-MN	LM_CT109
Neg. Cash Volume:	12,197	Dressed Formula Vol: 3,762
Live Steer Avg:	\$112.28	Steer/Heifer Avg: \$174.66
Live Heifer Avg:	\$112.45	Dressed Neg. Grid Vol: 753
Dressed Steer Avg:	\$177.76	Steer/Heifer Avg: \$177.26
Dressed Heifer Avg:	\$177.91	TOTAL VOLUME: 16,712
LM_CT106	TOTAL WK TO DATE VOLUME:	42,292
Committed:	19,016	Delivered: 17,178

Friday in the Texas cash trading was slow on light demand. Live traded 2.00-3.00 higher at 113.00. In Kansas cash trading was slow on moderate demand. Live traded 3.00 higher at 113.00. Friday in Nebraska and Western Cornbelt cash trading and demand were moderate. In Nebraska live traded 3.00 higher from 112.00 to 113.00, dressed traded 5.00 higher at 178.00. In the Western Cornbelt live traded steady to 0.50 higher from 112.00-112.50. Dressed traded 5.00-8.00 higher at 178.00. In Colorado cash trading was moderate with light demand. Live traded 3.00-4.00 higher at 113.00.



USDA Livestock, Poultry and Grain Market News

St. Joseph, Missouri

Phone: 816-676-7000

stjoe.lpgmn@ams.usda.gov