

Daily Direct Steer and Heifer Slaughter Cattle Summary

For Trade on:

Wednesday, January 27, 2021

LM_CT100	5-AREA	LM_CT109
Neg. Cash Volume:	2,222	Dressed Formula Vol: 27,826
Live Steer Avg:	\$111.81	Steer/Heifer Avg: \$178.11
Live Heifer Avg:	\$113.00	Dressed Neg. Grid Vol: 2,017
Dressed Steer Avg:	\$175.00	Steer/Heifer Avg: \$177.43
Dressed Heifer Avg:	\$0.00	TOTAL VOLUME: 32,065
LM_CT106	TOTAL WK TO DATE VOLUME:	118,113
Committed:	58,243	Delivered: 69,412

LM_CT118	TX-OK-NM	LM_CT109
Neg. Cash Volume:	670	Dressed Formula Vol: 5,722
Live Steer Avg:	\$112.94	Steer/Heifer Avg: \$176.88
Live Heifer Avg:	\$113.00	Dressed Neg. Grid Vol: 0
Dressed Steer Avg:	\$0.00	Steer/Heifer Avg: \$0.00
Dressed Heifer Avg:	\$0.00	TOTAL VOLUME: 6,392
LM_CT106	TOTAL WK TO DATE VOLUME:	24,671
Committed:	15,500	Delivered: 14,924

LM_CT121	KANSAS	LM_CT109
Neg. Cash Volume:	109	Dressed Formula Vol: 9,890
Live Steer Avg:	\$0.00	Steer/Heifer Avg: \$177.54
Live Heifer Avg:	\$0.00	Dressed Neg. Grid Vol: 0
Dressed Steer Avg:	\$0.00	Steer/Heifer Avg: \$0.00
Dressed Heifer Avg:	\$0.00	TOTAL VOLUME: 9,999
LM_CT106	TOTAL WK TO DATE VOLUME:	44,375
Committed:	21,212	Delivered: 19,979

LM_CT124	NEBRASKA	LM_CT109
Neg. Cash Volume:	80	Dressed Formula Vol: 7,926
Live Steer Avg:	\$0.00	Steer/Heifer Avg: \$178.27
Live Heifer Avg:	\$0.00	Dressed Neg. Grid Vol: 608
Dressed Steer Avg:	\$0.00	Steer/Heifer Avg: \$175.79
Dressed Heifer Avg:	\$0.00	TOTAL VOLUME: 8,614
LM_CT106	TOTAL WK TO DATE VOLUME:	22,891
Committed:	11,499	Delivered: 17,109

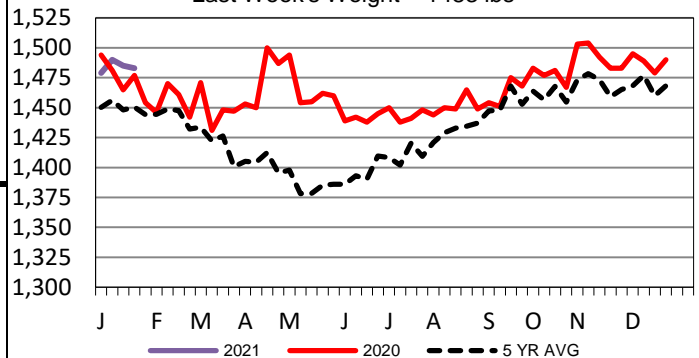
LM_CT134	COLORADO	LM_CT109
Neg. Cash Volume:	0	Dressed Formula Vol: 2,058
Live Steer Avg:	\$0.00	Steer/Heifer Avg: \$188.11
Live Heifer Avg:	\$0.00	Dressed Neg. Grid Vol: 715
Dressed Steer Avg:	\$0.00	Steer/Heifer Avg: \$178.38
Dressed Heifer Avg:	\$0.00	TOTAL VOLUME: 2,773
LM_CT106	TOTAL WK TO DATE VOLUME:	11,116
Committed:	3,933	Delivered: 9,123

LM_CT137	IA-MN	LM_CT109
Neg. Cash Volume:	1,363	Dressed Formula Vol: 2,267
Live Steer Avg:	\$109.58	Steer/Heifer Avg: \$174.23
Live Heifer Avg:	\$0.00	Dressed Neg. Grid Vol: 741
Dressed Steer Avg:	\$175.00	Steer/Heifer Avg: \$177.27
Dressed Heifer Avg:	\$0.00	TOTAL VOLUME: 4,371
LM_CT106	TOTAL WK TO DATE VOLUME:	15,013
Committed:	6,099	Delivered: 8,277

For Wednesday negotiated cash trading was mostly inactive on light demand in all major feeding regions. Not enough purchases for a full market trend. Last week in the in Texas Panhandle live purchases traded from 110.00-111.00. In Kansas live purchases traded at 110.00. For the prior week in the Northern Plains live purchases traded from 109.00-110.00 and dressed purchases, in Nebraska, traded at 173.00. For the previous week in the Western Cornbelt live and dressed purchases traded from 105.00-110.00 and from 170.00-173.00, respectively.

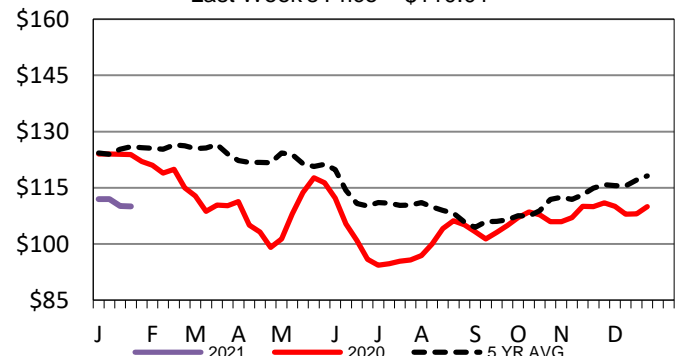
5-Area Negotiated Cash Live Steer Weights

Last Week's Weight = 1483 lbs



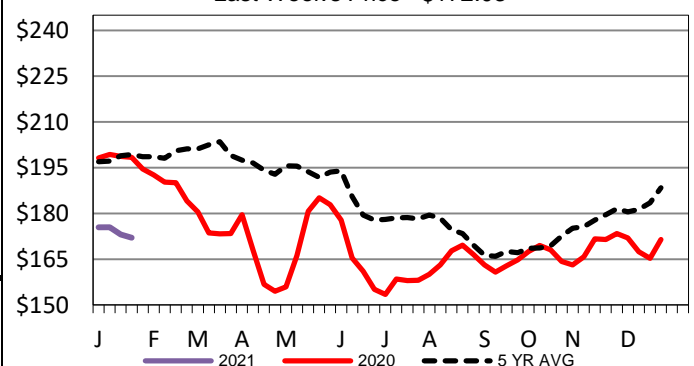
Kansas Weekly Live Steer Weighted Average

Last Week's Price = \$110.01



Iowa-Minnesota Wkly Dressed Steer Wtd Avg

Last Week's Price = \$172.03



USDA Livestock, Poultry and Grain Market News

St. Joseph, Missouri

Phone: 816-676-7000

stjoe.lpgmn@ams.usda.gov