

# Daily Direct Steer and Heifer Slaughter Cattle Summary

For Trade on:

Monday, January 11, 2021

<a href="#">LM_CT100</a>	<b>5-AREA</b>	<a href="#">LM_CT109</a>
<b>Neg. Cash Volume:</b>	706	<b>Dressed Formula Vol:</b> 43,450
<b>Live Steer Avg:</b>	\$0.00	<b>Steer/Heifer Avg:</b> \$178.64
<b>Live Heifer Avg:</b>	\$109.00	<b>Dressed Neg. Grid Vol:</b> 5,199
<b>Dressed Steer Avg:</b>	\$0.00	<b>Steer/Heifer Avg:</b> \$176.08
<b>Dressed Heifer Avg:</b>	\$0.00	<b>TOTAL VOLUME:</b> 49,355
<a href="#">LM_CT106</a>	<b>TOTAL WK TO DATE VOLUME:</b>	49,355
<b>Committed:</b>	72,211	<b>Delivered:</b> 69,909

<a href="#">LM_CT118</a>	<b>TX-OK-NM</b>	<a href="#">LM_CT109</a>
<b>Neg. Cash Volume:</b>	0	<b>Dressed Formula Vol:</b> 8,439
<b>Live Steer Avg:</b>	\$0.00	<b>Steer/Heifer Avg:</b> \$177.27
<b>Live Heifer Avg:</b>	\$0.00	<b>Dressed Neg. Grid Vol:</b> 164
<b>Dressed Steer Avg:</b>	\$0.00	<b>Steer/Heifer Avg:</b> \$174.63
<b>Dressed Heifer Avg:</b>	\$0.00	<b>TOTAL VOLUME:</b> 8,603
<a href="#">LM_CT106</a>	<b>TOTAL WK TO DATE VOLUME:</b>	8,603
<b>Committed:</b>	25,985	<b>Delivered:</b> 14,666

<a href="#">LM_CT121</a>	<b>KANSAS</b>	<a href="#">LM_CT109</a>
<b>Neg. Cash Volume:</b>	0	<b>Dressed Formula Vol:</b> 24,227
<b>Live Steer Avg:</b>	\$0.00	<b>Steer/Heifer Avg:</b> \$179.16
<b>Live Heifer Avg:</b>	\$0.00	<b>Dressed Neg. Grid Vol:</b> 1,303
<b>Dressed Steer Avg:</b>	\$0.00	<b>Steer/Heifer Avg:</b> \$177.68
<b>Dressed Heifer Avg:</b>	\$0.00	<b>TOTAL VOLUME:</b> 25,530
<a href="#">LM_CT106</a>	<b>TOTAL WK TO DATE VOLUME:</b>	25,530
<b>Committed:</b>	17,507	<b>Delivered:</b> 18,210

<a href="#">LM_CT124</a>	<b>NEBRASKA</b>	<a href="#">LM_CT109</a>
<b>Neg. Cash Volume:</b>	0	<b>Dressed Formula Vol:</b> 5,825
<b>Live Steer Avg:</b>	\$0.00	<b>Steer/Heifer Avg:</b> \$179.11
<b>Live Heifer Avg:</b>	\$0.00	<b>Dressed Neg. Grid Vol:</b> 1,182
<b>Dressed Steer Avg:</b>	\$0.00	<b>Steer/Heifer Avg:</b> \$177.40
<b>Dressed Heifer Avg:</b>	\$0.00	<b>TOTAL VOLUME:</b> 7,007
<a href="#">LM_CT106</a>	<b>TOTAL WK TO DATE VOLUME:</b>	7,007
<b>Committed:</b>	12,419	<b>Delivered:</b> 18,740

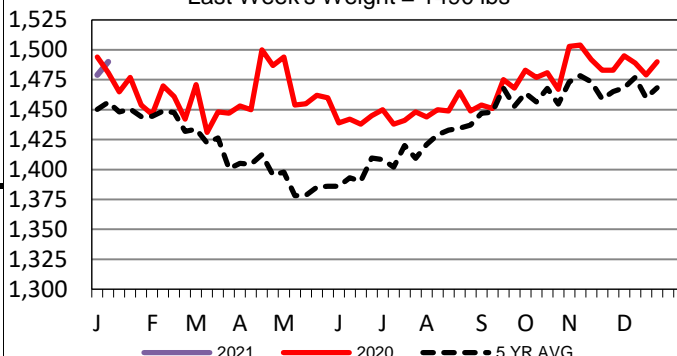
<a href="#">LM_CT134</a>	<b>COLORADO</b>	<a href="#">LM_CT109</a>
<b>Neg. Cash Volume:</b>	0	<b>Dressed Formula Vol:</b> 2,106
<b>Live Steer Avg:</b>	\$0.00	<b>Steer/Heifer Avg:</b> \$179.66
<b>Live Heifer Avg:</b>	\$0.00	<b>Dressed Neg. Grid Vol:</b> 1,728
<b>Dressed Steer Avg:</b>	\$0.00	<b>Steer/Heifer Avg:</b> \$174.84
<b>Dressed Heifer Avg:</b>	\$0.00	<b>TOTAL VOLUME:</b> 3,834
<a href="#">LM_CT106</a>	<b>TOTAL WK TO DATE VOLUME:</b>	3,834
<b>Committed:</b>	7,119	<b>Delivered:</b> 8,893

<a href="#">LM_CT137</a>	<b>IA-MN</b>	<a href="#">LM_CT109</a>
<b>Neg. Cash Volume:</b>	706	<b>Dressed Formula Vol:</b> 3,151
<b>Live Steer Avg:</b>	\$0.00	<b>Steer/Heifer Avg:</b> \$177.11
<b>Live Heifer Avg:</b>	\$109.00	<b>Dressed Neg. Grid Vol:</b> 978
<b>Dressed Steer Avg:</b>	\$0.00	<b>Steer/Heifer Avg:</b> \$174.29
<b>Dressed Heifer Avg:</b>	\$0.00	<b>TOTAL VOLUME:</b> 4,835
<a href="#">LM_CT106</a>	<b>TOTAL WK TO DATE VOLUME:</b>	4,835
<b>Committed:</b>	9,181	<b>Delivered:</b> 9,400

For Monday negotiated cash trading in the Western Cornbelt was mostly inactive on very light demand, not enough purchases for a full market trend. Negotiated cash trading was at a standstill in all other major feeding regions. Last week in the Southern plains live purchases traded at 112.00. In Nebraska, live purchases traded from 110.00-111.00 and dressed purchases traded at 176.00. Last week in Colorado, live purchases traded at 112.00. Last week in the Western Cornbelt live purchases traded at 110.00 and dressed purchases traded from 174.00-177.00.

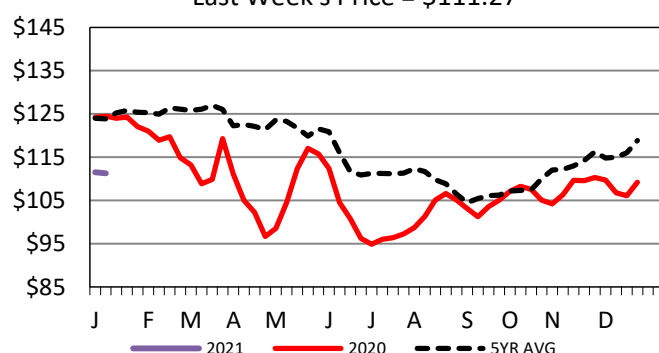
## 5-Area Negotiated Cash Live Steer Weights

Last Week's Weight = 1490 lbs



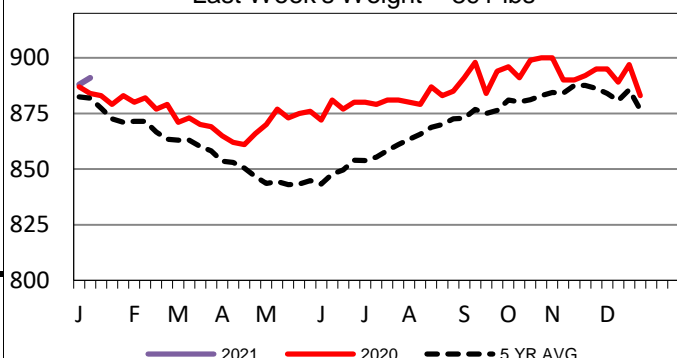
## 5-Area Live Steer Weighted Average

Last Week's Price = \$111.27



## 5-Area Formula Carcass Weight

Last Week's Weight = 891 lbs



## USDA Livestock, Poultry and Grain Market News

St. Joseph, Missouri

Phone: 816-676-7000

[stjoe.lpgmn@ams.usda.gov](mailto:stjoe.lpgmn@ams.usda.gov)