

## Daily Direct Steer and Heifer Slaughter Cattle Summary

For Trade on:

Friday, January 08, 2021

<a href="#">LM_CT100</a>	<b>5-AREA</b>	<a href="#">LM_CT109</a>
<b>Neg. Cash Volume:</b>	20,918	<b>Dressed Formula Vol:</b> 36,760
<b>Live Steer Avg:</b>	\$110.36	<b>Steer/Heifer Avg:</b> \$180.27
<b>Live Heifer Avg:</b>	\$110.50	<b>Dressed Neg. Grid Vol:</b> 3,101
<b>Dressed Steer Avg:</b>	\$175.43	<b>Steer/Heifer Avg:</b> \$176.68
<b>Dressed Heifer Avg:</b>	\$175.58	<b>TOTAL VOLUME:</b> 60,779
<a href="#">LM_CT106</a>	<b>TOTAL WK TO DATE VOLUME:</b>	<b>243,530</b>
<b>Committed:</b>	<b>95,373</b>	<b>Delivered:</b> 105,028

<a href="#">LM_CT118</a>	<b>TX-OK-NM</b>	<a href="#">LM_CT109</a>
<b>Neg. Cash Volume:</b>	120	<b>Dressed Formula Vol:</b> 7,264
<b>Live Steer Avg:</b>	\$0.00	<b>Steer/Heifer Avg:</b> \$177.53
<b>Live Heifer Avg:</b>	\$0.00	<b>Dressed Neg. Grid Vol:</b> 0
<b>Dressed Steer Avg:</b>	\$0.00	<b>Steer/Heifer Avg:</b> \$0.00
<b>Dressed Heifer Avg:</b>	\$0.00	<b>TOTAL VOLUME:</b> 7,384
<a href="#">LM_CT106</a>	<b>TOTAL WK TO DATE VOLUME:</b>	<b>44,227</b>
<b>Committed:</b>	<b>11,438</b>	<b>Delivered:</b> 25,957

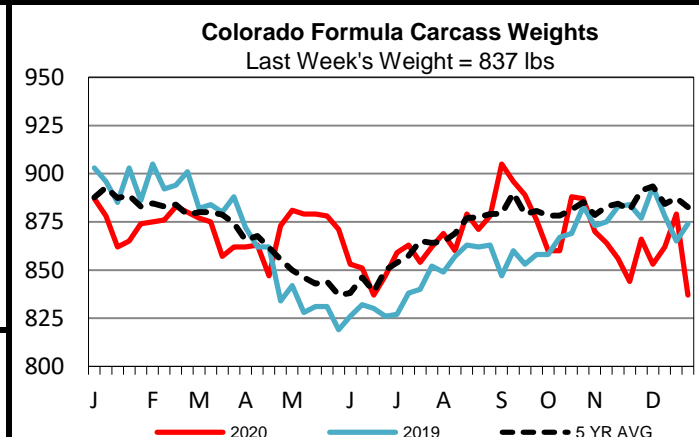
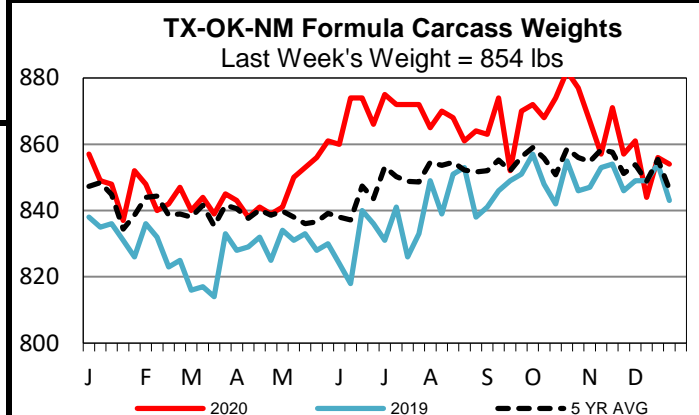
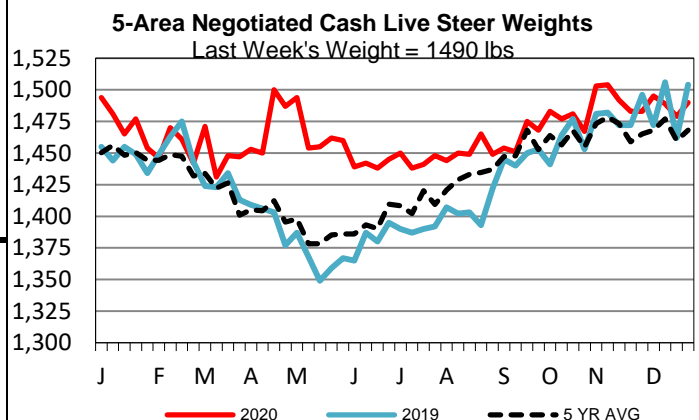
<a href="#">LM_CT121</a>	<b>KANSAS</b>	<a href="#">LM_CT109</a>
<b>Neg. Cash Volume:</b>	1,765	<b>Dressed Formula Vol:</b> 14,453
<b>Live Steer Avg:</b>	\$111.48	<b>Steer/Heifer Avg:</b> \$181.11
<b>Live Heifer Avg:</b>	\$111.71	<b>Dressed Neg. Grid Vol:</b> 57
<b>Dressed Steer Avg:</b>	\$175.00	<b>Steer/Heifer Avg:</b> \$180.50
<b>Dressed Heifer Avg:</b>	\$175.00	<b>TOTAL VOLUME:</b> 16,275
<a href="#">LM_CT106</a>	<b>TOTAL WK TO DATE VOLUME:</b>	<b>78,144</b>
<b>Committed:</b>	<b>23,278</b>	<b>Delivered:</b> 31,526

<a href="#">LM_CT124</a>	<b>NEBRASKA</b>	<a href="#">LM_CT109</a>
<b>Neg. Cash Volume:</b>	11,027	<b>Dressed Formula Vol:</b> 7,440
<b>Live Steer Avg:</b>	\$110.00	<b>Steer/Heifer Avg:</b> \$180.27
<b>Live Heifer Avg:</b>	\$110.00	<b>Dressed Neg. Grid Vol:</b> 862
<b>Dressed Steer Avg:</b>	\$175.85	<b>Steer/Heifer Avg:</b> \$177.96
<b>Dressed Heifer Avg:</b>	\$175.82	<b>TOTAL VOLUME:</b> 19,329
<a href="#">LM_CT106</a>	<b>TOTAL WK TO DATE VOLUME:</b>	<b>65,662</b>
<b>Committed:</b>	<b>37,447</b>	<b>Delivered:</b> 25,027

<a href="#">LM_CT134</a>	<b>COLORADO</b>	<a href="#">LM_CT109</a>
<b>Neg. Cash Volume:</b>	0	<b>Dressed Formula Vol:</b> 5,054
<b>Live Steer Avg:</b>	\$0.00	<b>Steer/Heifer Avg:</b> \$183.39
<b>Live Heifer Avg:</b>	\$0.00	<b>Dressed Neg. Grid Vol:</b> 1,134
<b>Dressed Steer Avg:</b>	\$0.00	<b>Steer/Heifer Avg:</b> \$175.79
<b>Dressed Heifer Avg:</b>	\$0.00	<b>TOTAL VOLUME:</b> 6,188
<a href="#">LM_CT106</a>	<b>TOTAL WK TO DATE VOLUME:</b>	<b>20,186</b>
<b>Committed:</b>	<b>11,008</b>	<b>Delivered:</b> 8,620

<a href="#">LM_CT137</a>	<b>IA-MN</b>	<a href="#">LM_CT109</a>
<b>Neg. Cash Volume:</b>	8,006	<b>Dressed Formula Vol:</b> 2,650
<b>Live Steer Avg:</b>	\$110.09	<b>Steer/Heifer Avg:</b> \$177.11
<b>Live Heifer Avg:</b>	\$109.96	<b>Dressed Neg. Grid Vol:</b> 1,048
<b>Dressed Steer Avg:</b>	\$174.20	<b>Steer/Heifer Avg:</b> \$176.38
<b>Dressed Heifer Avg:</b>	\$174.00	<b>TOTAL VOLUME:</b> 11,704
<a href="#">LM_CT106</a>	<b>TOTAL WK TO DATE VOLUME:</b>	<b>36,200</b>
<b>Committed:</b>	<b>12,202</b>	<b>Delivered:</b> 13,898

For Friday in Kansas, Nebraska and Western Cornbelt cash trading was slow on light to moderate demand. In Nebraska dressed traded steady at 176.00 with the last reported market on Thursday. On Thursday live traded from 110.00-111.00. Friday in the Texas Panhandle cash trading was inactive with very light demand. In Colorado cash trading was at a standstill. Thursday was the last fully reported market in these regions. In the Southern Plains and Colorado live traded at 112.00. In the Western Cornbelt live and dressed traded at 110.00 and 175.00-177.00, respectively.



## USDA Livestock, Poultry and Grain Market News

St. Joseph, Missouri

Phone: 816-676-7000

[stjoe.lpgmn@ams.usda.gov](mailto:stjoe.lpgmn@ams.usda.gov)