

Daily Direct Steer and Heifer Slaughter Cattle Summary

For Trade on:

Thursday, January 07, 2021

LM_CT100	5-AREA	LM_CT109
Neg. Cash Volume:	40,279	Dressed Formula Vol: 27,161
Live Steer Avg:	\$111.59	Steer/Heifer Avg: \$180.93
Live Heifer Avg:	\$111.69	Dressed Neg. Grid Vol: 3,228
Dressed Steer Avg:	\$176.09	Steer/Heifer Avg: \$173.62
Dressed Heifer Avg:	\$176.20	TOTAL VOLUME: 70,668
LM_CT106	TOTAL WK TO DATE VOLUME:	182,751
Committed:	98,105	Delivered: 68,252

LM_CT118	TX-OK-NM	LM_CT109
Neg. Cash Volume:	5,664	Dressed Formula Vol: 4,926
Live Steer Avg:	\$112.00	Steer/Heifer Avg: \$178.75
Live Heifer Avg:	\$112.00	Dressed Neg. Grid Vol: 0
Dressed Steer Avg:	\$0.00	Steer/Heifer Avg: \$0.00
Dressed Heifer Avg:	\$0.00	TOTAL VOLUME: 10,590
LM_CT106	TOTAL WK TO DATE VOLUME:	36,843
Committed:	24,752	Delivered: 15,352

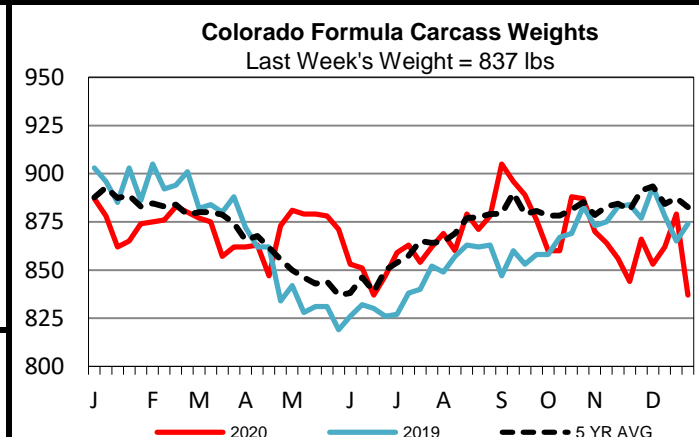
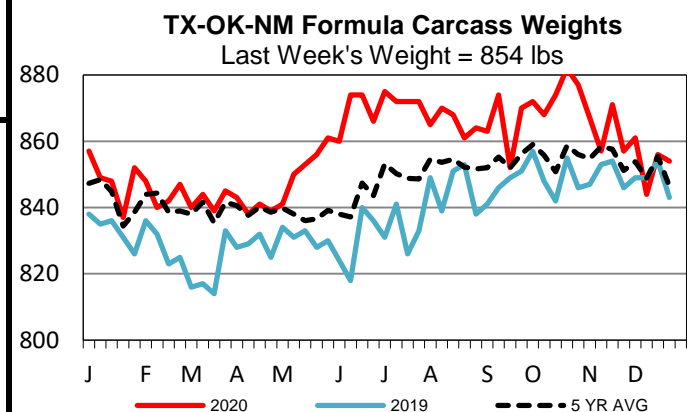
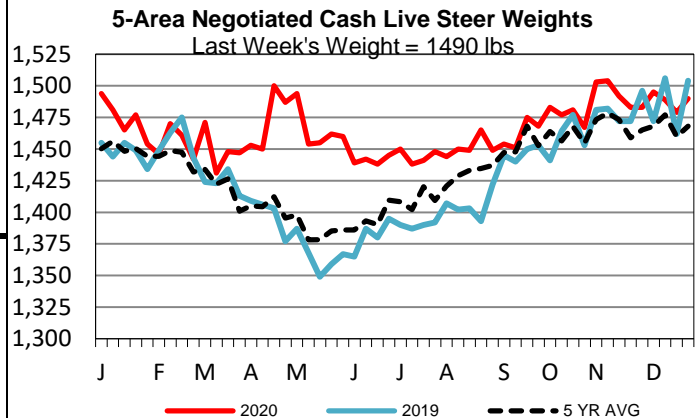
LM_CT121	KANSAS	LM_CT109
Neg. Cash Volume:	11,917	Dressed Formula Vol: 9,676
Live Steer Avg:	\$111.96	Steer/Heifer Avg: \$180.66
Live Heifer Avg:	\$111.93	Dressed Neg. Grid Vol: 0
Dressed Steer Avg:	\$176.00	Steer/Heifer Avg: \$0.00
Dressed Heifer Avg:	\$0.00	TOTAL VOLUME: 21,593
LM_CT106	TOTAL WK TO DATE VOLUME:	61,869
Committed:	35,258	Delivered: 19,622

LM_CT124	NEBRASKA	LM_CT109
Neg. Cash Volume:	12,638	Dressed Formula Vol: 5,132
Live Steer Avg:	\$110.75	Steer/Heifer Avg: \$182.32
Live Heifer Avg:	\$110.48	Dressed Neg. Grid Vol: 1,441
Dressed Steer Avg:	\$176.17	Steer/Heifer Avg: \$173.13
Dressed Heifer Avg:	\$176.00	TOTAL VOLUME: 19,211
LM_CT106	TOTAL WK TO DATE VOLUME:	46,333
Committed:	16,464	Delivered: 14,997

LM_CT134	COLORADO	LM_CT109
Neg. Cash Volume:	1,573	Dressed Formula Vol: 4,110
Live Steer Avg:	\$112.00	Steer/Heifer Avg: \$184.34
Live Heifer Avg:	\$112.00	Dressed Neg. Grid Vol: 80
Dressed Steer Avg:	\$0.00	Steer/Heifer Avg: \$175.38
Dressed Heifer Avg:	\$0.00	TOTAL VOLUME: 5,763
LM_CT106	TOTAL WK TO DATE VOLUME:	13,998
Committed:	8,246	Delivered: 8,818

LM_CT137	IA-MN	LM_CT109
Neg. Cash Volume:	8,487	Dressed Formula Vol: 3,472
Live Steer Avg:	\$110.41	Steer/Heifer Avg: \$178.68
Live Heifer Avg:	\$110.66	Dressed Neg. Grid Vol: 1,707
Dressed Steer Avg:	\$175.98	Steer/Heifer Avg: \$173.96
Dressed Heifer Avg:	\$176.43	TOTAL VOLUME: 13,666
LM_CT106	TOTAL WK TO DATE VOLUME:	24,496
Committed:	13,385	Delivered: 9,463

For Thursday in the Southern Plains cash trading was moderate with light demand. Live traded steady at 112.00. In Colorado cash trading and demand was light. Live traded steady to 1.00 higher at 112.00. In Nebraska and Western Cornbelt cash trading and demand were moderate. In Nebraska live traded steady to 1.00 lower from 110.00-111.00 and dressed traded steady to 1.00 higher from 176.00-177.00, mostly 176.00. In the Western Cornbelt live traded steady to 2.00 lower at 110.00 and dressed purchases traded steady to 1.00 higher from 175.00-177.00.



USDA Livestock, Poultry and Grain Market News

St. Joseph, Missouri

Phone: 816-676-7000

stjoe.lpgmn@ams.usda.gov